

# 彰化縣統計月報

STATISTICAL MONTHLY BULLETIN  
OF CHANGHUA COUNTY

111 年 8 月

Aug., 2022

第 237 期

No.237

彰化縣政府主計處編印

111 年 9 月編印

DEPARTMENT OF BUDGET, ACCOUNTING AND STATISTICS  
CHANGHUA COUNTY GOVERNMENT



# 說明

- 一、 本月報之編印目的在提供本縣一般概況資料，以供釐訂政策之參據。
- 二、 本月報所列度量單位，一律採用公制；所列幣制，一律以新臺幣為單位。表內數字太長者，其單位均儘量提高，尾數四捨五入，故部分總數與細數之間，或有未能吻合情事。
- 三、 本月報所用符號代表意義如下：
  - 「-」表示無數值或數值無統計。
  - 「…」表示數值尚未發布。
  - 「0」表示數值不及半單位。
  - 「--」表示數值無意義。
- 四、 本月報所載資料部分數字經修正而與前期所列不同者，以本期數字為準。

## Explanatory Notes

1. The main purpose of compiling this Monthly Bulletin is to show the general situation of Changhua county. It is intended to provide data for decision-making.
2. The measure units used in this Monthly Bulletin are of metric system and the currency unit is N.T.\$\$. If the figures in the table are long, we lift the unit count 5 and higher fractions as units and disregarding the rest. Therefore the total number doesn't always coincide with the detail number.
3. The following symbols are used for tables:
  - ”-” means zero or not available.
  - ”...” means not yet published.
  - ”0” means less than a half unit.
  - ”--” means meaningless.
4. The figures given in this issue may not agree with the corresponding figures in the previous issue. The figures given in this issue is correct.



# 目 錄

## CONTENTS

| 目次                          | 頁次 | Topic  | Page |
|-----------------------------|----|--|------|
| <b>一、人口概況</b>               |    | <b>I. Population</b>   |      |
| 圖 1-1 彰化縣人口數-----           | 1  | Figure 1-1 Population in Changhua County -----                                     | 1    |
| 圖 1-2 彰化縣自然增加率及社會增加率-----   | 1  | Figure 1-2 Rate of Natural-Increase and Social-Increase in Changhua County-----    | 1    |
| 表 1 人口概況-----               | 2  | Table 1 Population-----  | 2    |
| <b>二、商業登記</b>               |    | <b>II. Registered Business Entities</b>  |      |
| 圖 2-1 彰化縣商業登記家數-----        | 3  | Figure 2-1 Number of Registered Business Entities -----                            | 3    |
| 圖 2-2 彰化縣商業登記資本額-----       | 3  | Figure 2-2 Capital of Registered Business Entities-----                            | 3    |
| 圖 2-3 彰化縣商業登記家數各行業所占比率----- | 3  | Figure 2-3 Rate of Various Industries in Registered Business Entities-----         | 3    |
| 表 2 商業登記-----               | 4  | Table 2 Registered Business Entities-----  | 4    |
| <b>三、工廠登記</b>               |    | <b>III. Registered Factories</b>   |      |
| 圖 3-1 彰化縣工廠登記家數-行業別-----    | 10 | Figure 3-1 Number of Registered Factories by Industries                            | 10   |
| 圖 3-2 彰化縣工廠登記家數-----        | 11 | Figure 3-2 Number of Registered Factories-----                                     | 11   |
| 圖 3-3 彰化縣工廠登記家數各行業所占比率----- | 11 | Figure 3-3 Rate of Various Industries in Registered Factories-----                 | 11   |
| 表 3 工廠登記家數-----             | 12 | Table 3 Number of Registered Factories-----  | 12   |
| <b>四、公司登記</b>               |    | <b>IV. Registered Companies</b>  |      |
| 圖 4-1 彰化縣公司登記家數各行業所占比率----- | 18 | Figure 4-1 Rate of Various Industries in Registered Companies by Organization----- | 18   |
| 圖 4-2 彰化縣公司登記家數-----        | 19 | Figure 4-2 Number of Registered Companies by Organization-----                     | 19   |
| 圖 4-3 彰化縣公司登記資本額-----       | 19 | Figure 4-3 Capital of Registered Companies by Organization-----                    | 19   |
| 表 4 公司登記家數及資本額-----         | 20 | Table 4 Number and Capital of Registered Companies by Industry-----                | 20   |
| <b>五、就業服務</b>               |    | <b>V. Employment Services</b>  |      |
| 圖 5-1 彰化縣就業服務-----          | 26 | Figure 5-1 Employment Services in Changhua County -                                | 26   |
| 圖 5-2 彰化縣就業服務-求職就業率-----    | 26 | Figure 5-2 Rate of Applicants Placed in Changhua County-----                       | 26   |
| 表 5 就業服務-----               | 27 | Table 5 Employment Services-----   | 27   |

| 目次                       | 頁次 |
|--------------------------|----|
| <b>六、歲出預算執行概況</b>        |    |
| 圖 6-1 歲出預算執行率-----       | 28 |
| 表 6 歲出預算執行情形-----        | 29 |
| <b>七、刑事案件</b>            |    |
| 圖 7-1 彰化縣刑事案件發生數-----    | 31 |
| 圖 7-2 彰化縣刑事案件破獲率-----    | 31 |
| 表 7 刑事案件-----            | 32 |
| <b>八、資源回收</b>            |    |
| 圖 8-1 彰化縣資源回收量-----      | 33 |
| 圖 8-2 彰化縣資源回收類別百分比-----  | 33 |
| 表 8 資源回收成果統計-----        | 34 |
| <b>九、稅捐徵收</b>            |    |
| 圖 9-1 彰化縣主要縣稅累計實徵淨額----- | 37 |
| 圖 9-2 彰化縣縣稅累計實徵結構-----   | 37 |
| 表 9 稅捐徵收—縣稅-----         | 38 |

| Topic   | Page |
|---|------|
| <b>VI. Budget Execution of Annual Expenditures</b>                        |      |
| Figure 6-1 Rate of Budget Execution of Annual Expenditures-----           | 28   |
| Table 6 Budget Execution of Annual Expenditures ----                      | 29   |
| <b>VII. Criminal Cases</b>  |      |
| Figure 7-1 Number of Offenses Known to the Police in Changhua County----- | 31   |
| Figure 7-2 Clearance Rate in Changhua County -----                        | 31   |
| Table 7 Criminal Cases -----  | 32   |
| <b>VIII. Garbage Recycled</b>   |      |
| Figure 8-1 Amount of Garbage Recycled-----                                | 33   |
| Figure 8-2 Proportion of Garbage Recycled-----                            | 33   |
| Table 8 Amount of Garbage Recycled-----                                   | 34   |
| <b>IX. Tax</b>  |      |
| Figure 9-1 Major Cumulative Net Tax Revenues of Changhua County-----      | 37   |
| Figure 9-2 Proportion of Various Cumulative Net Tax Revenues-----         | 37   |
| Table 9 Taxes Levied of Changhua County-----                              | 38   |

# 一、人口概況

本縣111年8月底人口數為1,246,388人，較上月底減少536人。111年8月底本縣人口密度為每平方公里1,160.08人，較上月底減少0.50人。

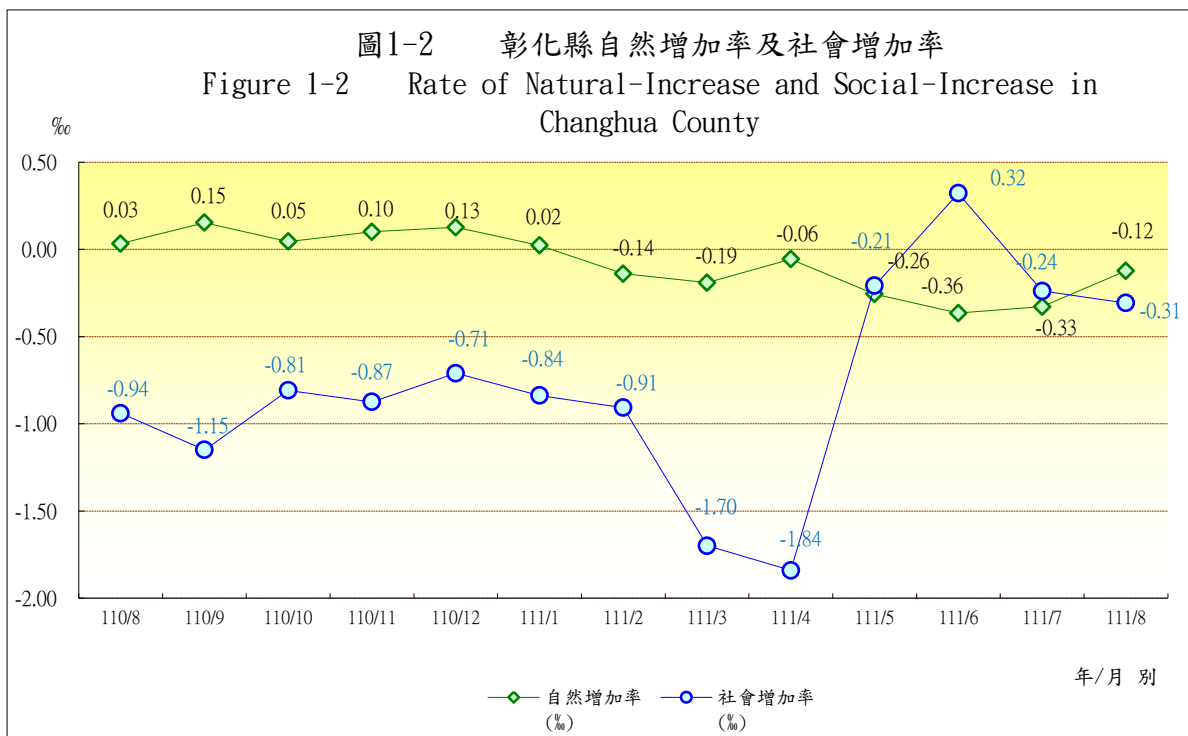
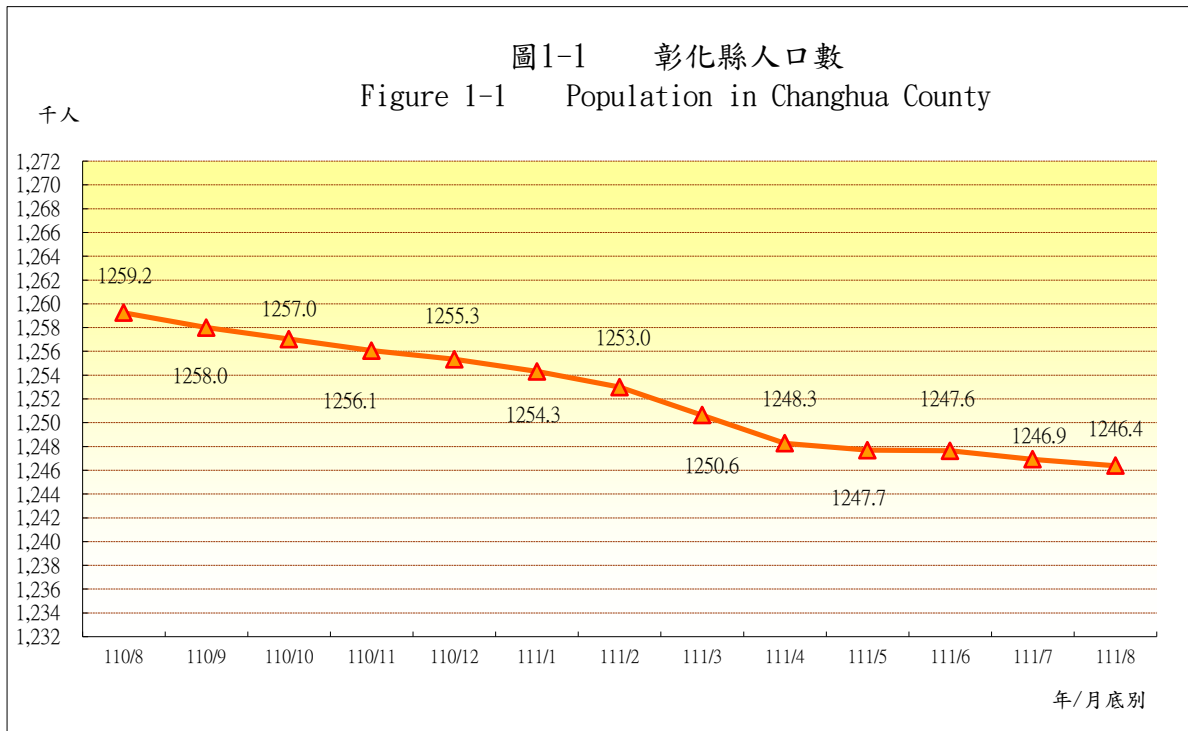


表1 人口概況  
Table 1 Population

| 月底別<br>End of Month  | 戶數<br>(戶)<br>Number of Households<br>(Household) | 人口數<br>(人)<br>Population<br>(Person) | 人口密度<br>(人/平方公里)<br>Population Density<br>(Person per Km <sup>2</sup> ) | 自然增加率<br>(‰)<br>Rate of Natural-Increase | 社會增加率<br>(‰)<br>Rate of Social-Increase |
|--|--|--------------------------------------|---|--|---|
| 110年 2021  |  |                                      |   |  |   |
| 08 月底 End of Aug.  | 398,439  | 1,259,246                            | 1,172.05  | 0.03                                     | -0.94                                   |
| 09 月底 End of Sep.  | 398,859  | 1,257,992                            | 1,170.88  | 0.15                                     | -1.15                                   |
| 10 月底 End of Oct.  | 398,987  | 1,257,033                            | 1,169.99  | 0.05                                     | -0.81                                   |
| 11 月底 End of Nov.  | 399,061  | 1,256,062                            | 1,169.08  | 0.10                                     | -0.87                                   |
| 12 月底 End of Dec.  | 399,199  | 1,255,330                            | 1,168.40  | 0.13                                     | -0.71                                   |
| 111年 2022  |  |                                      |   |  |   |
| 01 月底 End of Jan.  | 399,293  | 1,254,308                            | 1,167.45  | 0.02                                     | -0.84                                   |
| 02 月底 End of Feb.  | 399,395  | 1,252,997                            | 1,166.23  | -0.14                                    | -0.91                                   |
| 03 月底 End of Mar.  | 399,587  | 1,250,631                            | 1,164.03  | -0.19                                    | -1.70                                   |
| 04 月底 End of Apr.  | 399,712  | 1,248,262                            | 1,161.82  | -0.06                                    | -1.84                                   |
| 05 月底 End of May   | 400,161  | 1,247,683                            | 1,161.28  | -0.26                                    | -0.21                                   |
| 06 月底 End of June  | 400,502  | 1,247,630                            | 1,161.23  | -0.36                                    | 0.32                                    |
| 07 月底 End of July  | 400,867  | 1,246,924                            | 1,160.58  | -0.33                                    | -0.24                                   |
| 08 月底 End of Aug.  | 401,442  | 1,246,388                            | 1,160.08  | -0.12                                    | -0.31                                   |
| 本月底與上月底比較<br>VS. with Last Month<br>(單位) (Unit)                        | 0.14<br>(%)                                      | -0.04<br>(%)                         | -0.50<br>(人)  | 0.21<br>(千分點)                            | -0.07<br>(千分點)                          |
| 本月底與上年同月底比較<br>VS. with the Same Period<br>of Last Year<br>(單位) (Unit) | 0.75<br>(%)                                      | -1.02<br>(%)                         | -11.97<br>(人)   | -0.16<br>(千分點)                           | 0.63<br>(千分點)                           |

資料來源：本府民政處公務統計報表。

Source : Tables compiled by Department of Civil Affairs .

備註：「自然增加率」、「社會增加率」二欄資料時間係指該月份。

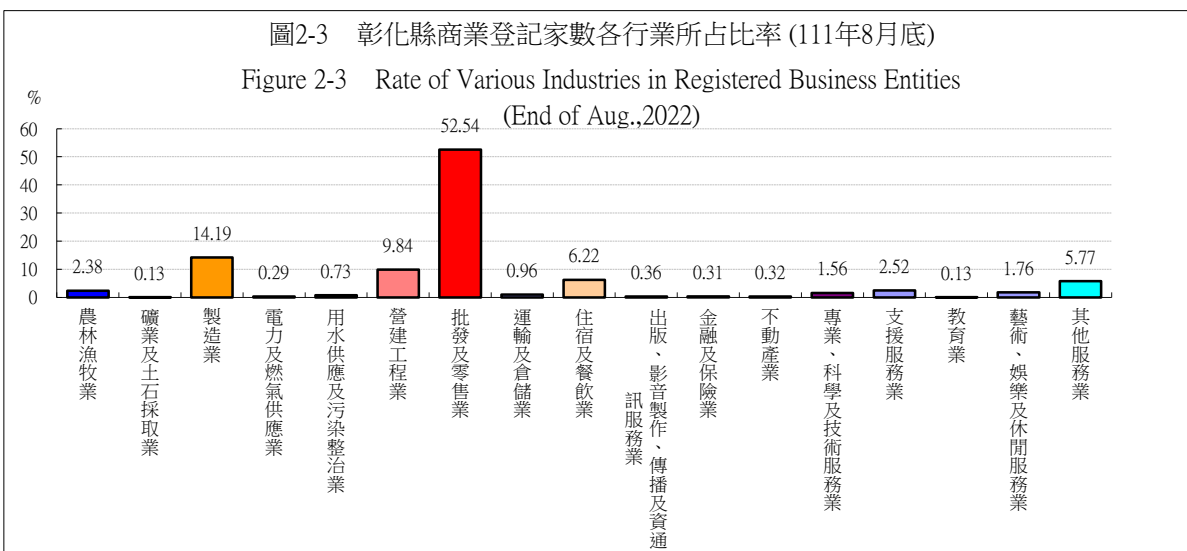
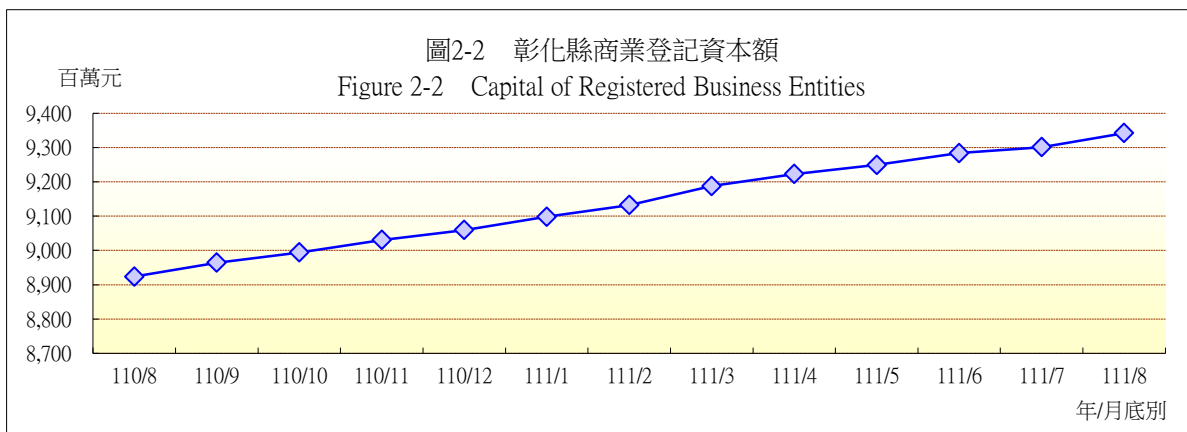
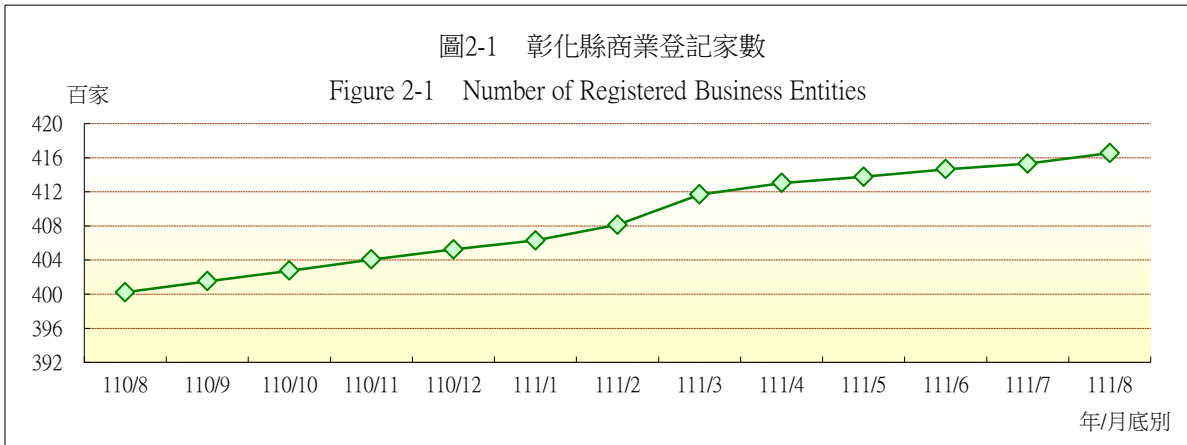
Note : Data in the columns of "Rate of Natural-Increase" and "Rate of Social-Increase" indicate the whole month, not end of the month.



## 二、商業登記

本縣111年8月底之商業登記家數及資本額分別為41,654家及93億4,209萬元，與上月底比較，分別增加0.30%及0.44%。

各行業中以批發及零售業21,885家，約占52.54%最多，製造業5,910家，約占14.19%次之。而資本額亦以批發及零售業36億2,817萬元，約占38.84%最多，製造業19億6,130萬元，約占20.99%次之。



## 表2 商業登記

單位：家、千元

| 月底別<br>End of Month                                     | 合計<br>Total  |                | 農、林、漁、牧業<br>Agriculture, Forestry,<br>Fishing and<br>Animal Husbandry |                | 礦業及土石採取業<br>Mining and<br>Quarrying |                |
|---|--------------|----------------|---|----------------|-------------------------------------|----------------|
|   | 家數<br>Number | 資本額<br>Capital | 家數<br>Number  | 資本額<br>Capital | 家數<br>Number                        | 資本額<br>Capital |
| 110年 2021   |              |                |   |                |                                     |                |
| 08 月底 End of Aug.                                       | 40,021       | 8,923,508      | 924   | 293,622        | 55                                  | 15,555         |
| 09 月底 End of Sep.                                       | 40,151       | 8,964,405      | 926   | 293,962        | 55                                  | 15,555         |
| 10 月底 End of Oct.                                       | 40,275       | 8,994,033      | 933   | 293,248        | 55                                  | 15,555         |
| 11 月底 End of Nov.                                       | 40,406       | 9,030,681      | 940   | 294,213        | 55                                  | 15,555         |
| 12 月底 End of Dec.                                       | 40,525       | 9,059,405      | 943   | 290,443        | 55                                  | 15,555         |
| 111年 2022   |              |                |   |                |                                     |                |
| 01 月底 End of Jan.                                       | 40,630       | 9,098,147      | 949   | 291,205        | 55                                  | 15,555         |
| 02 月底 End of Feb.                                       | 40,814       | 9,132,217      | 957   | 292,093        | 55                                  | 15,555         |
| 03 月底 End of Mar.                                       | 41,169       | 9,187,875      | 963   | 295,513        | 55                                  | 15,555         |
| 04 月底 End of Apr.                                       | 41,303       | 9,222,710      | 967   | 296,053        | 55                                  | 15,555         |
| 05 月底 End of May  | 41,376       | 9,249,368      | 969   | 296,008        | 55                                  | 15,555         |
| 06 月底 End of June                                       | 41,464       | 9,283,894      | 976   | 296,988        | 55                                  | 15,555         |
| 07 月底 End of July                                       | 41,531       | 9,301,253      | 984   | 298,007        | 55                                  | 15,555         |
| 08 月底 End of Aug.                                       | 41,654       | 9,342,085      | 991   | 299,215        | 56                                  | 15,785         |
| 本月底與上月底比較<br>VS. with Last Month                        | 0.30         | 0.44           | 0.71  | 0.41           | 1.82                                | 1.48           |
| (單位) (Unit)   | (%)          | (%)            | (%)   | (%)            | (%)                                 | (%)            |
| 本月底與上年同月底比較<br>VS. with the Same Period<br>of Last Year | 4.08         | 4.69           | 7.25  | 1.90           | 1.82                                | 1.48           |
| (單位) (Unit)   | (%)          | (%)            | (%)   | (%)            | (%)                                 | (%)            |

資料來源：本府經濟暨綠能發展處公務統計報表。

Table 2 Registered Business Entities

Unit : Establishment, N.T.\$1,000

| 製造業<br>Manufacturing |                | 電力及燃氣<br>供應業<br>Electricity and<br>Gas Supply |                | 用水供應及<br>污染整治業<br>Water Supply and<br>Remediation Activities |                | 營建工程業<br>Construction |                |
|----------------------|----------------|---|----------------|--|----------------|-----------------------|----------------|
| 家數<br>Number         | 資本額<br>Capital | 家數<br>Number                                  | 資本額<br>Capital | 家數<br>Number   | 資本額<br>Capital | 家數<br>Number          | 資本額<br>Capital |
| 5,347                | 1,827,289      | 90  | 39,998         | 309  | 100,251        | 3,828                 | 1,703,934      |
| 5,375                | 1,841,988      | 92  | 40,298         | 310  | 100,311        | 3,849                 | 1,715,891      |
| 5,402                | 1,846,397      | 92  | 40,347         | 307  | 104,708        | 3,869                 | 1,721,795      |
| 5,429                | 1,862,067      | 100   | 41,707         | 306  | 104,608        | 3,893                 | 1,728,127      |
| 5,458                | 1,870,605      | 102   | 46,207         | 306  | 104,608        | 3,910                 | 1,727,237      |
| 5,524                | 1,883,546      | 104   | 46,607         | 308  | 105,008        | 3,930                 | 1,733,295      |
| 5,629                | 1,904,351      | 107   | 47,207         | 307  | 97,658         | 3,956                 | 1,739,505      |
| 5,856                | 1,939,263      | 108   | 47,407         | 306  | 87,658         | 3,985                 | 1,747,809      |
| 5,875                | 1,945,817      | 109   | 47,607         | 305  | 87,646         | 4,004                 | 1,752,711      |
| 5,883                | 1,947,069      | 116   | 49,607         | 307  | 87,906         | 4,032                 | 1,762,484      |
| 5,901                | 1,951,466      | 118   | 49,907         | 307  | 91,886         | 4,047                 | 1,764,571      |
| 5,899                | 1,952,235      | 119   | 50,007         | 305  | 91,955         | 4,066                 | 1,767,271      |
| 5,910                | 1,961,296      | 122   | 50,507         | 305  | 92,255         | 4,100                 | 1,774,179      |
| 0.19                 | 0.46           | 2.52  | 1.00           | -  | 0.33           | 0.84                  | 0.39           |
| (%)                  | (%)            | (%)   | (%)            | (%)  | (%)            | (%)                   | (%)            |
| 10.53                | 7.33           | 35.56   | 26.27          | -1.29  | -7.98          | 7.11                  | 4.12           |
| (%)                  | (%)            | (%)   | (%)            | (%)  | (%)            | (%)                   | (%)            |

Source : Tables compiled by Department of Economic and Renewable Energy.

表2 商業登記(續一)

單位：家、千元

| 月底別<br>End of Month                                     | 批發及零售業<br>Wholesale and Retail Trade |                | 運輸及倉儲業<br>Transportation and Storage |                | 住宿及餐飲業<br>Accommodation and Food Service Activities |                |
|---|--------------------------------------|----------------|--------------------------------------|----------------|---|----------------|
|   | 家數<br>Number                         | 資本額<br>Capital | 家數<br>Number                         | 資本額<br>Capital | 家數<br>Number  | 資本額<br>Capital |
| 110年 2021   |                                      |                |                                      |                |   |                |
| 08 月底 End of Aug.                                       | 21,563                               | 3,510,494      | 388                                  | 256,794        | 2,362   | 276,880        |
| 09 月底 End of Sep.                                       | 21,613                               | 3,515,789      | 388                                  | 257,174        | 2,379   | 281,452        |
| 10 月底 End of Oct.                                       | 21,648                               | 3,523,779      | 386                                  | 259,444        | 2,400   | 284,876        |
| 11 月底 End of Nov.                                       | 21,675                               | 3,525,283      | 385                                  | 259,164        | 2,429   | 289,873        |
| 12 月底 End of Dec.                                       | 21,722                               | 3,543,158      | 386                                  | 259,424        | 2,450   | 292,644        |
| 111年 2022   |                                      |                |                                      |                |   |                |
| 01 月底 End of Jan.                                       | 21,719                               | 3,549,974      | 386                                  | 259,424        | 2,454   | 291,986        |
| 02 月底 End of Feb.                                       | 21,733                               | 3,559,080      | 387                                  | 259,624        | 2,468   | 293,870        |
| 03 月底 End of Mar.                                       | 21,769                               | 3,568,571      | 392                                  | 260,664        | 2,502   | 296,886        |
| 04 月底 End of Apr.                                       | 21,821                               | 3,583,206      | 392                                  | 262,606        | 2,525   | 299,763        |
| 05 月底 End of May  | 21,825                               | 3,591,197      | 395                                  | 263,036        | 2,528   | 302,053        |
| 06 月底 End of June                                       | 21,852                               | 3,606,610      | 397                                  | 263,474        | 2,544   | 305,417        |
| 07 月底 End of July                                       | 21,853                               | 3,612,149      | 398                                  | 263,666        | 2,570   | 308,271        |
| 08 月底 End of Aug.                                       | 21,885                               | 3,628,172      | 398                                  | 263,666        | 2,589   | 309,951        |
| 本月底與上月底比較<br>VS. with Last Month                        | 0.15                                 | 0.44           | -                                    | -              | 0.74  | 0.54           |
| (單位) (Unit)   | (%)                                  | (%)            | (%)                                  | (%)            | (%)   | (%)            |
| 本月底與上年同月底比較<br>VS. with the Same Period<br>of Last Year | 1.49                                 | 3.35           | 2.58                                 | 2.68           | 9.61  | 11.94          |
| (單位) (Unit)   | (%)                                  | (%)            | (%)                                  | (%)            | (%)   | (%)            |

Table 2 Registered Business Entities (Cont.1)

Unit : Establishment, N.T.\$1,000

| 出版、影音製作、傳播<br>及資通訊服務業            |                | 金融及保險業                              |                | 不動產業                   |                | 專業、科學及<br>技術服務業                                      |                |
|----------------------------------|----------------|-------------------------------------|----------------|------------------------|----------------|--|----------------|
| Information and<br>Communication |                | Finance and<br>Insurance Activities |                | Real Estate Activities |                | Professional, Scientific and<br>Technical Activities |                |
| 家數<br>Number                     | 資本額<br>Capital | 家數<br>Number                        | 資本額<br>Capital | 家數<br>Number           | 資本額<br>Capital | 家數<br>Number   | 資本額<br>Capital |
| 146                              | 33,783         | 125                                 | 167,700        | 126                    | 47,905         | 620  | 94,911         |
| 145                              | 33,333         | 125                                 | 167,700        | 129                    | 48,367         | 620  | 94,931         |
| 145                              | 33,333         | 126                                 | 167,710        | 131                    | 48,735         | 619  | 94,836         |
| 145                              | 32,913         | 127                                 | 167,910        | 131                    | 48,735         | 622  | 96,739         |
| 146                              | 33,113         | 127                                 | 167,910        | 130                    | 48,495         | 621  | 96,459         |
| 146                              | 33,113         | 127                                 | 167,910        | 130                    | 48,495         | 624  | 96,939         |
| 145                              | 33,110         | 128                                 | 168,110        | 131                    | 48,695         | 628  | 96,923         |
| 149                              | 33,830         | 128                                 | 168,110        | 131                    | 48,545         | 632  | 97,520         |
| 149                              | 33,830         | 128                                 | 168,110        | 132                    | 48,645         | 635  | 98,011         |
| 150                              | 33,880         | 127                                 | 167,660        | 132                    | 48,645         | 639  | 98,401         |
| 149                              | 33,215         | 127                                 | 167,660        | 133                    | 48,845         | 643  | 99,015         |
| 150                              | 33,415         | 127                                 | 167,660        | 132                    | 48,645         | 646  | 100,854        |
| 150                              | 34,505         | 128                                 | 167,860        | 133                    | 48,711         | 649  | 101,131        |
| -                                | 3.26           | 0.79                                | 0.12           | 0.76                   | 0.14           | 0.46   | 0.27           |
| (%)                              | (%)            | (%)                                 | (%)            | (%)                    | (%)            | (%)  | (%)            |
| 2.74                             | 2.14           | 2.40                                | 0.10           | 5.56                   | 1.68           | 4.68   | 6.55           |
| (%)                              | (%)            | (%)                                 | (%)            | (%)                    | (%)            | (%)  | (%)            |

表2 商業登記(續完)

單位：家、千元

| 月底別<br>End of Month                                     | 支援服務業<br>Support Services Activities |                | 公共行政及國防；<br>強制性社會安全<br>Public Administration and<br>Defence ; Compulsory<br>Social Security |                | 教育業<br>Education |                |
|---|--------------------------------------|----------------|---|----------------|------------------|----------------|
|   | 家數<br>Number                         | 資本額<br>Capital | 家數<br>Number  | 資本額<br>Capital | 家數<br>Number     | 資本額<br>Capital |
| 110年 2021   |                                      |                |   |                |                  |                |
| 08 月底 End of Aug.                                       | 1,012                                | 218,363        | -   | -              | 52               | 6,718          |
| 09 月底 End of Sep.                                       | 1,011                                | 219,063        | -   | -              | 53               | 6,778          |
| 10 月底 End of Oct.                                       | 1,017                                | 219,319        | -   | -              | 53               | 6,678          |
| 11 月底 End of Nov.                                       | 1,020                                | 221,220        | -   | -              | 53               | 6,678          |
| 12 月底 End of Dec.                                       | 1,024                                | 221,860        | -   | -              | 54               | 6,328          |
| 111年 2022   |                                      |                |   |                |                  |                |
| 01 月底 End of Jan.                                       | 1,027                                | 223,029        | -   | -              | 54               | 6,328          |
| 02 月底 End of Feb.                                       | 1,030                                | 223,292        | -   | -              | 54               | 6,328          |
| 03 月底 End of Mar.                                       | 1,035                                | 226,062        | -   | -              | 53               | 6,228          |
| 04 月底 End of Apr.                                       | 1,037                                | 226,858        | -   | -              | 53               | 6,278          |
| 05 月底 End of May  | 1,039                                | 227,798        | -   | -              | 52               | 6,268          |
| 06 月底 End of June                                       | 1,037                                | 228,258        | -   | -              | 53               | 6,508          |
| 07 月底 End of July                                       | 1,041                                | 228,916        | -   | -              | 53               | 6,508          |
| 08 月底 End of Aug.                                       | 1,049                                | 229,631        | -   | -              | 53               | 6,508          |
| 本月底與上月底比較<br>VS. with Last Month                        | 0.77                                 | 0.31           | --  | --             | -                | -              |
| (單位) (Unit)   | (%)                                  | (%)            | (%)   | (%)            | (%)              | (%)            |
| 本月底與上年同月底比較<br>VS. with the Same Period<br>of Last Year | 3.66                                 | 5.16           | --  | --             | 1.92             | -3.13          |
| (單位) (Unit)   | (%)                                  | (%)            | (%)   | (%)            | (%)              | (%)            |

Table 2 Registered Business Entities (Cont.End)

Unit : Establishment, N.T.\$1,000

| 醫療保健及<br>社會工作服務業                           |                | 藝術、娛樂及<br>休閒服務業                       |                | 其他服務業                     |                |
|--|----------------|---------------------------------------|----------------|---------------------------|----------------|
| Human Health and<br>Social Work Activities |                | Arts, Entertainment and<br>Recreation |                | Other Services Activities |                |
| 家數<br>Number                               | 資本額<br>Capital | 家數<br>Number                          | 資本額<br>Capital | 家數<br>Number              | 資本額<br>Capital |
| -  | -              | 734                                   | 82,311         | 2,340                     | 247,000        |
| -  | -              | 737                                   | 82,546         | 2,344                     | 249,267        |
| -  | -              | 738                                   | 82,386         | 2,354                     | 250,887        |
| -  | -              | 740                                   | 82,539         | 2,356                     | 253,350        |
| -  | -              | 734                                   | 81,685         | 2,357                     | 253,674        |
| -  | -              | 734                                   | 81,705         | 2,359                     | 264,028        |
| -  | -              | 734                                   | 81,893         | 2,365                     | 264,923        |
| -  | -              | 731                                   | 82,123         | 2,374                     | 266,132        |
| -  | -              | 734                                   | 82,592         | 2,382                     | 267,423        |
| -  | -              | 737                                   | 83,259         | 2,390                     | 268,543        |
| -  | -              | 734                                   | 83,249         | 2,391                     | 271,271        |
| -  | -              | 736                                   | 83,884         | 2,397                     | 272,256        |
| -  | -              | 733                                   | 85,434         | 2,403                     | 273,279        |
| --   | --             | -0.41                                 | 1.85           | 0.25                      | 0.38           |
| (%)  | (%)            | (%)                                   | (%)            | (%)                       | (%)            |
| --   | --             | -0.14                                 | 3.79           | 2.69                      | 10.64          |
| (%)  | (%)            | (%)                                   | (%)            | (%)                       | (%)            |

### 三、工廠登記

本縣111年8月底工廠登記家數為12,006家，與上月底比較，登記家數增加0.42%。

各行業中以金屬製品製造業4,884家，約占40.68%最多；塑膠製品製造業1,096家，約占9.13%次之。

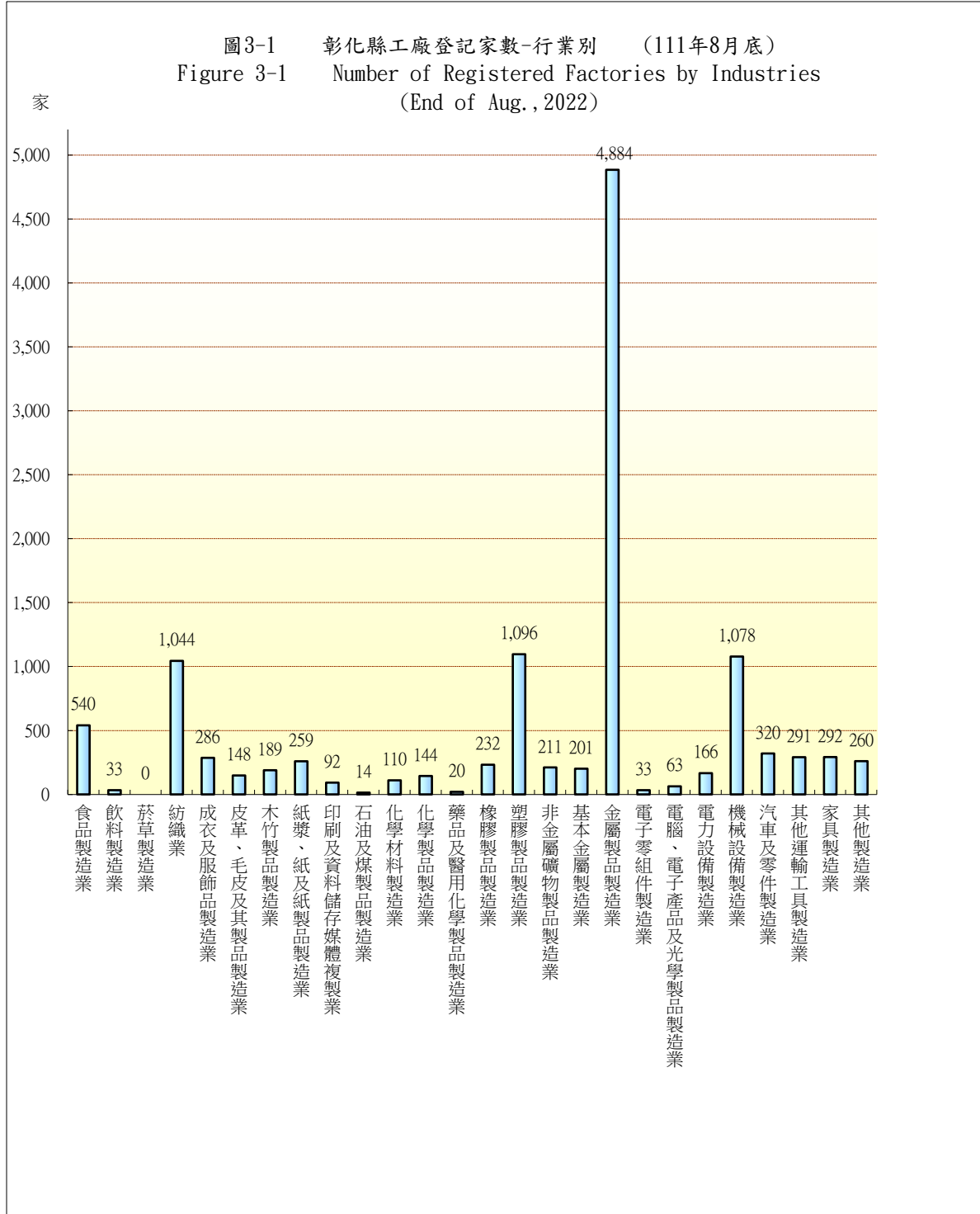




圖3-2 彰化縣工廠登記家數  
Figure 3-2 Number of Registered Factories

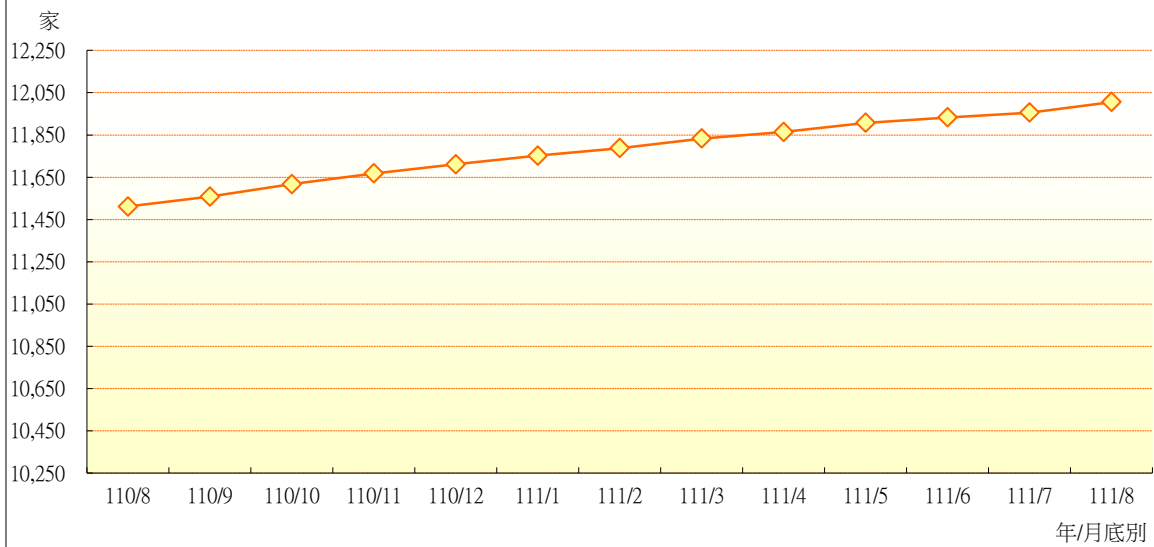
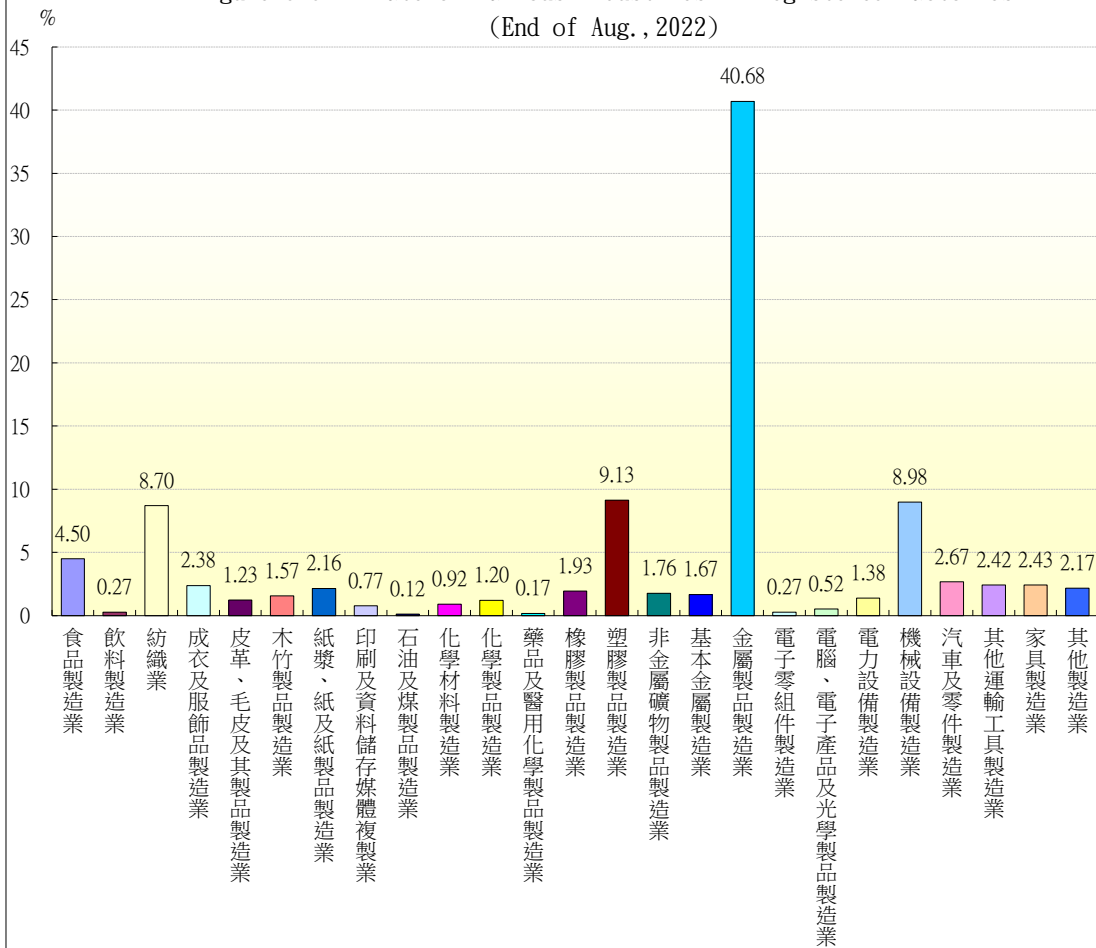


圖3-3 彰化縣工廠登記家數各行業所占比率 (111年8月底)  
Figure 3-3 Rate of Various Industries in Registered Factories  
(End of Aug., 2022)



### 表3 工廠登記家數

單位：家

| 月底別   | 合計     | 食品製造業              | 飲料製造業                   | 菸草製造業                 |
|---|--------|--------------------|-------------------------|-----------------------|
| End of Month  | Total  | Food Manufacturing | Beverages Manufacturing | Tobacco Manufacturing |
| 110年 2021   |        |                    |                         |                       |
| 08 月底 End of Aug.                                       | 11,511 | 534                | 33                      | -                     |
| 09 月底 End of Sep.                                       | 11,558 | 535                | 33                      | -                     |
| 10 月底 End of Oct.                                       | 11,617 | 537                | 33                      | -                     |
| 11 月底 End of Nov.                                       | 11,668 | 534                | 33                      | -                     |
| 12 月底 End of Dec.                                       | 11,711 | 534                | 33                      | -                     |
| 111年 2022   |        |                    |                         |                       |
| 01 月底 End of Jan.                                       | 11,752 | 535                | 33                      | -                     |
| 02 月底 End of Feb.                                       | 11,788 | 537                | 33                      | -                     |
| 03 月底 End of Mar.                                       | 11,833 | 541                | 33                      | -                     |
| 04 月底 End of Apr.                                       | 11,864 | 540                | 33                      | -                     |
| 05 月底 End of May  | 11,907 | 540                | 33                      | -                     |
| 06 月底 End of June                                       | 11,933 | 541                | 33                      | -                     |
| 07 月底 End of July                                       | 11,956 | 539                | 33                      | -                     |
| 08 月底 End of Aug.                                       | 12,006 | 540                | 33                      | -                     |
| 本月底與上月底比較<br>VS. with Last Month                        | 0.42   | 0.19               | -                       | -                     |
| (單位) (Unit)   | (%)    | (%)                | (%)                     | (%)                   |
| 本月底與上年同月底比較<br>VS. with the Same Period<br>of Last Year | 4.30   | 1.12               | -                       | --                    |
| (單位) (Unit)   | (%)    | (%)                | (%)                     | (%)                   |

資料來源：本府經濟暨綠能發展處公務統計報表。

Table 3 Number of Registered Factories

Unit : Number

| 紡織業<br>Textiles Mills | 成衣及服飾品<br>製造業<br>Wearing Apparel and<br>Clothing Accessories<br>Manufacturing | 皮革、毛皮及<br>其製品製造業<br>Leather, Fur and<br>Related Products<br>Manufacturing | 木竹製品<br>製造業<br>Wood and Bamboo<br>Products<br>Manufacturing | 紙漿、紙及<br>紙製品製造業<br>Pulp, Paper and<br>Paper Products<br>Manufacturing |
|-----------------------|---|---|---|---|
| 1,022                 | 289   | 145   | 174   | 244   |
| 1,023                 | 286   | 145   | 175   | 247   |
| 1,022                 | 285   | 145   | 176   | 245   |
| 1,023                 | 285   | 145   | 176   | 245   |
| 1,024                 | 285   | 145   | 177   | 245   |
| 1,026                 | 285   | 145   | 178   | 248   |
| 1,029                 | 284   | 144   | 181   | 248   |
| 1,032                 | 285   | 145   | 181   | 251   |
| 1,037                 | 286   | 146   | 180   | 251   |
| 1,038                 | 286   | 148   | 181   | 252   |
| 1,040                 | 287   | 148   | 183   | 256   |
| 1,041                 | 287   | 148   | 186   | 258   |
| 1,044                 | 286   | 148   | 189   | 259   |
| 0.29                  | -0.35   | -   | 1.61  | 0.39  |
| (%)                   | (%)   | (%)   | (%)   | (%)   |
| 2.15                  | -1.04   | 2.07  | 8.62  | 6.15  |
| (%)                   | (%)   | (%)   | (%)   | (%)   |

Source : Tables compiled by Department of Economic and Renewable Energy.

表3 工廠登記家數 (續一)

單位：家

| 月底別   | 印刷及資料儲存<br>媒體複製業                                  | 石油及煤製品<br>製造業                                   | 化學材料<br>製造業                        | 化學製品<br>製造業                        |
|---|---|---|------------------------------------|------------------------------------|
| End of Month  | Printing and<br>Reproduction of<br>Recorded Media | Petroleum and<br>Coal Products<br>Manufacturing | Chemical Material<br>Manufacturing | Chemical Products<br>Manufacturing |
| 110年 2021   |   |   |                                    |                                    |
| 08 月底 End of Aug.                                       | 91  | 15  | 104                                | 135                                |
| 09 月底 End of Sep.                                       | 91  | 14  | 105                                | 136                                |
| 10 月底 End of Oct.                                       | 91  | 14  | 105                                | 138                                |
| 11 月底 End of Nov.                                       | 92  | 13  | 108                                | 139                                |
| 12 月底 End of Dec.                                       | 92  | 13  | 108                                | 140                                |
| 111年 2022   |   |   |                                    |                                    |
| 01 月底 End of Jan.                                       | 92  | 14  | 108                                | 140                                |
| 02 月底 End of Feb.                                       | 93  | 14  | 109                                | 141                                |
| 03 月底 End of Mar.                                       | 93  | 14  | 108                                | 141                                |
| 04 月底 End of Apr.                                       | 92  | 14  | 109                                | 143                                |
| 05 月底 End of May  | 92  | 14  | 109                                | 144                                |
| 06 月底 End of June                                       | 91  | 14  | 109                                | 144                                |
| 07 月底 End of July                                       | 91  | 14  | 110                                | 144                                |
| 08 月底 End of Aug.                                       | 92  | 14  | 110                                | 144                                |
| 本月底與上月底比較<br>VS. with Last Month                        | 1.10  | -   | -                                  | -                                  |
| (單位) (Unit)   | (%)   | (%)   | (%)                                | (%)                                |
| 本月底與上年同月底比較<br>VS. with the Same Period<br>of Last Year | 1.10  | -6.67   | 5.77                               | 6.67                               |
| (單位) (Unit)   | (%)   | (%)   | (%)                                | (%)                                |

Table 3 Number of Registered Factories (Cont.1)

Unit : Number

| 藥品及醫用化學製品製造業<br>Pharmaceuticals and Medicinal Chemical products Manufacturing | 橡膠製品製造業<br>Rubber Products Manufacturing | 塑膠製品製造業<br>Plastic Products Manufacturing | 非金屬礦物製品製造業<br>Non-metallic Mineral Products Manufacturing | 基本金屬製造業<br>Basic Metal Manufacturing |
|---|--|---|---|--------------------------------------|
| 19  | 220                                      | 1,066                                     | 194   | 196                                  |
| 19  | 220                                      | 1,067                                     | 197   | 197                                  |
| 20  | 223                                      | 1,072                                     | 199   | 196                                  |
| 20  | 224                                      | 1,074                                     | 199   | 196                                  |
| 20  | 225                                      | 1,076                                     | 202   | 197                                  |
| 20  | 227                                      | 1,081                                     | 203   | 197                                  |
| 20  | 228                                      | 1,083                                     | 204   | 197                                  |
| 20  | 229                                      | 1,089                                     | 208   | 197                                  |
| 20  | 230                                      | 1,089                                     | 210   | 197                                  |
| 20  | 232                                      | 1,093                                     | 210   | 197                                  |
| 20  | 232                                      | 1,091                                     | 210   | 200                                  |
| 20  | 231                                      | 1,091                                     | 210   | 199                                  |
| 20  | 232                                      | 1,096                                     | 211   | 201                                  |
| -   | 0.43                                     | 0.46                                      | 0.48  | 1.01                                 |
| (%)   | (%)                                      | (%)                                       | (%)   | (%)                                  |
| 5.26  | 5.45                                     | 2.81                                      | 8.76  | 2.55                                 |
| (%)   | (%)                                      | (%)                                       | (%)   | (%)                                  |

表3 工廠登記家數 (續完)

單位：家

| 月底別<br>End of Month                                     | 金屬製品<br>製造業<br>Fabricated Metal<br>Products<br>Manufacturing | 電子零組件<br>製造業<br>Electronic Parts and<br>Components<br>Manufacturing | 電腦、電子產品<br>及<br>光學製品製造業<br>Computers,<br>Electronic<br>and Optical Products<br>Manufacturing | 電力設備<br>製造業<br>Electrical<br>Equipment<br>Manufacturing |
|---|--|---|--|---|
| 110年 2021   |  |   |  |   |
| 08 月底 End of Aug.                                       | 4,584  | 32  | 62   | 162   |
| 09 月底 End of Sep.                                       | 4,622  | 32  | 62   | 162   |
| 10 月底 End of Oct.                                       | 4,657  | 32  | 62   | 162   |
| 11 月底 End of Nov.                                       | 4,695  | 32  | 63   | 162   |
| 12 月底 End of Dec.                                       | 4,725  | 32  | 63   | 162   |
| 111年 2022   |  |   |  |   |
| 01 月底 End of Jan.                                       | 4,749  | 32  | 63   | 162   |
| 02 月底 End of Feb.                                       | 4,767  | 32  | 63   | 163   |
| 03 月底 End of Mar.                                       | 4,783  | 32  | 64   | 165   |
| 04 月底 End of Apr.                                       | 4,803  | 32  | 63   | 165   |
| 05 月底 End of May  | 4,834  | 32  | 63   | 164   |
| 06 月底 End of June                                       | 4,844  | 32  | 63   | 166   |
| 07 月底 End of July                                       | 4,862  | 32  | 63   | 166   |
| 08 月底 End of Aug.                                       | 4,884  | 33  | 63   | 166   |
| 本月底與上月底比較<br>VS. with Last Month                        | 0.45   | 3.13  | -  | -   |
| (單位) (Unit)   | (%)  | (%)   | (%)  | (%)   |
| 本月底與上年同月底比較<br>VS. with the Same Period<br>of Last Year | 6.54   | 3.13  | 1.61   | 2.47  |
| (單位) (Unit)   | (%)  | (%)   | (%)  | (%)   |

Table 3 Number of Registered Factories (Cont.End)

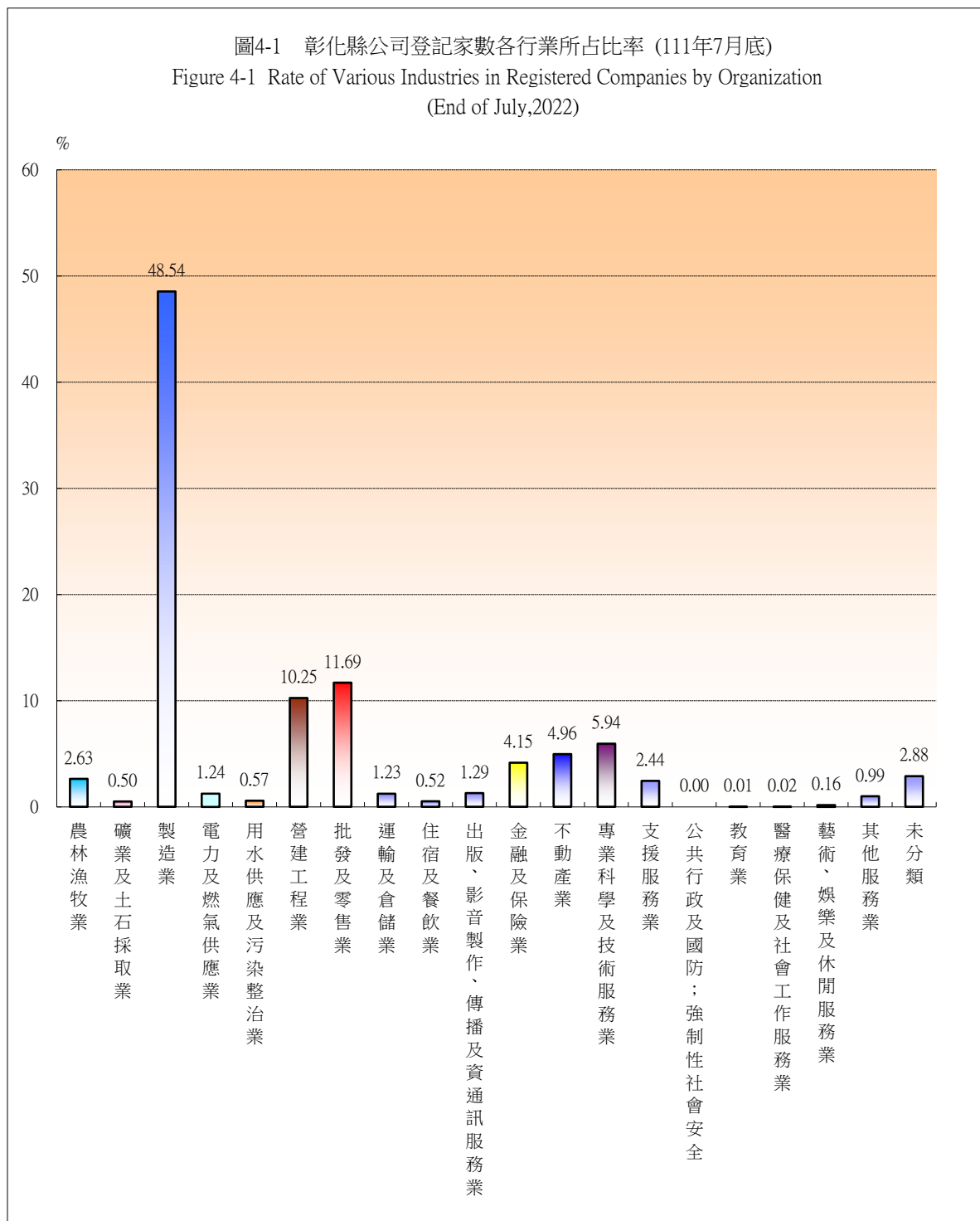
Unit : Number

| 機械設備<br>製造業                                 | 汽車及其零件<br>製造業                                | 其他運輸工具及其<br>零件製造業                                       | 家具製造業                      | 其他製造業  |
|---|--|---|----------------------------|--|
| Machinery and<br>Equipment<br>Manufacturing | Motor Vehicles<br>and Parts<br>Manufacturing | Other Transport<br>Equipment and Parts<br>Manufacturing | Furniture<br>Manufacturing | Manufacturing<br>Not Elsewhere<br>Classified |
| 1,049                                       | 313  | 282   | 285                        | 261  |
| 1,047                                       | 313  | 283   | 287                        | 260  |
| 1,054                                       | 316  | 284   | 289                        | 260  |
| 1,058                                       | 318  | 284   | 289                        | 261  |
| 1,060                                       | 318  | 286   | 290                        | 259  |
| 1,058                                       | 320  | 288   | 289                        | 259  |
| 1,060                                       | 321  | 289   | 290                        | 258  |
| 1,063                                       | 321  | 290   | 290                        | 258  |
| 1,064                                       | 321  | 290   | 290                        | 259  |
| 1,064                                       | 321  | 289   | 290                        | 261  |
| 1,068                                       | 322  | 289   | 290                        | 260  |
| 1,071                                       | 320  | 290   | 291                        | 259  |
| 1,078                                       | 320  | 291   | 292                        | 260  |
| 0.65  | -  | 0.34  | 0.34                       | 0.39   |
| (%)   | (%)  | (%)   | (%)                        | (%)  |
| 2.76  | 2.24   | 3.19  | 2.46                       | -0.38  |
| (%)   | (%)  | (%)   | (%)                        | (%)  |

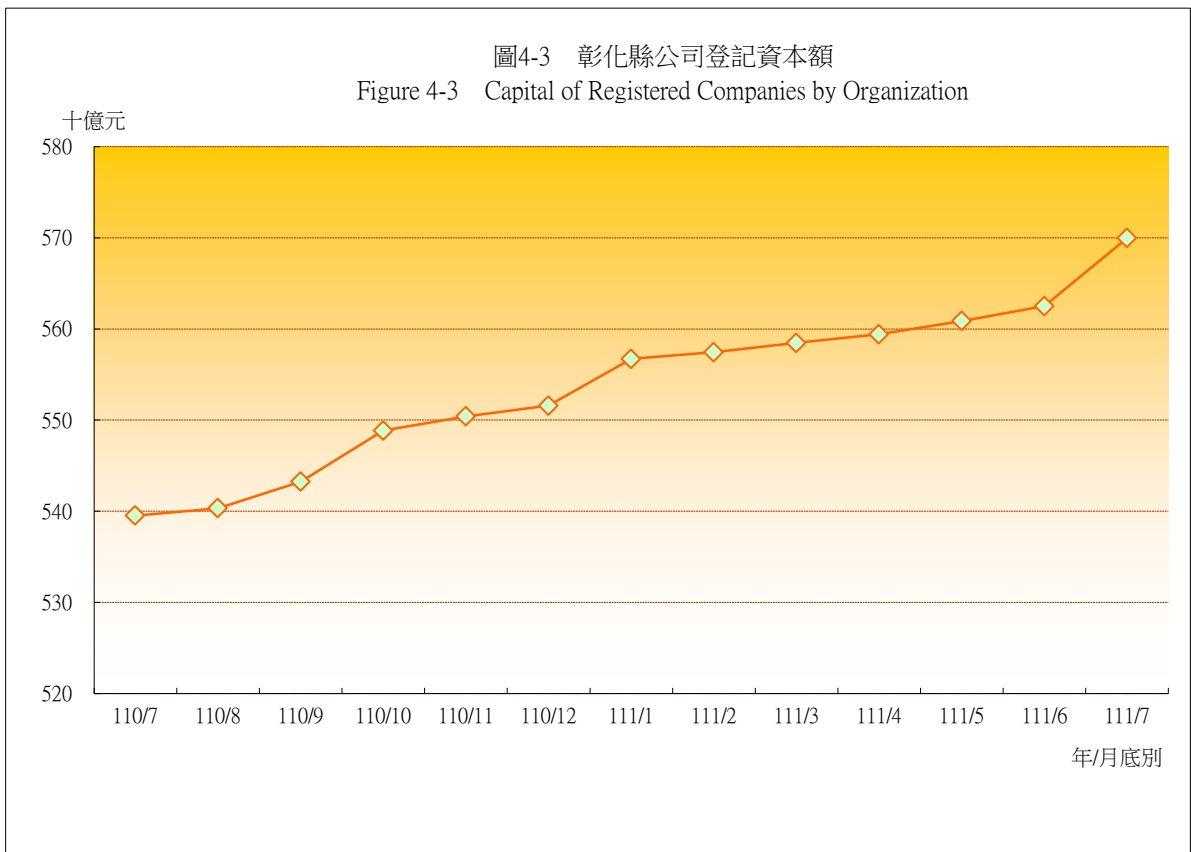
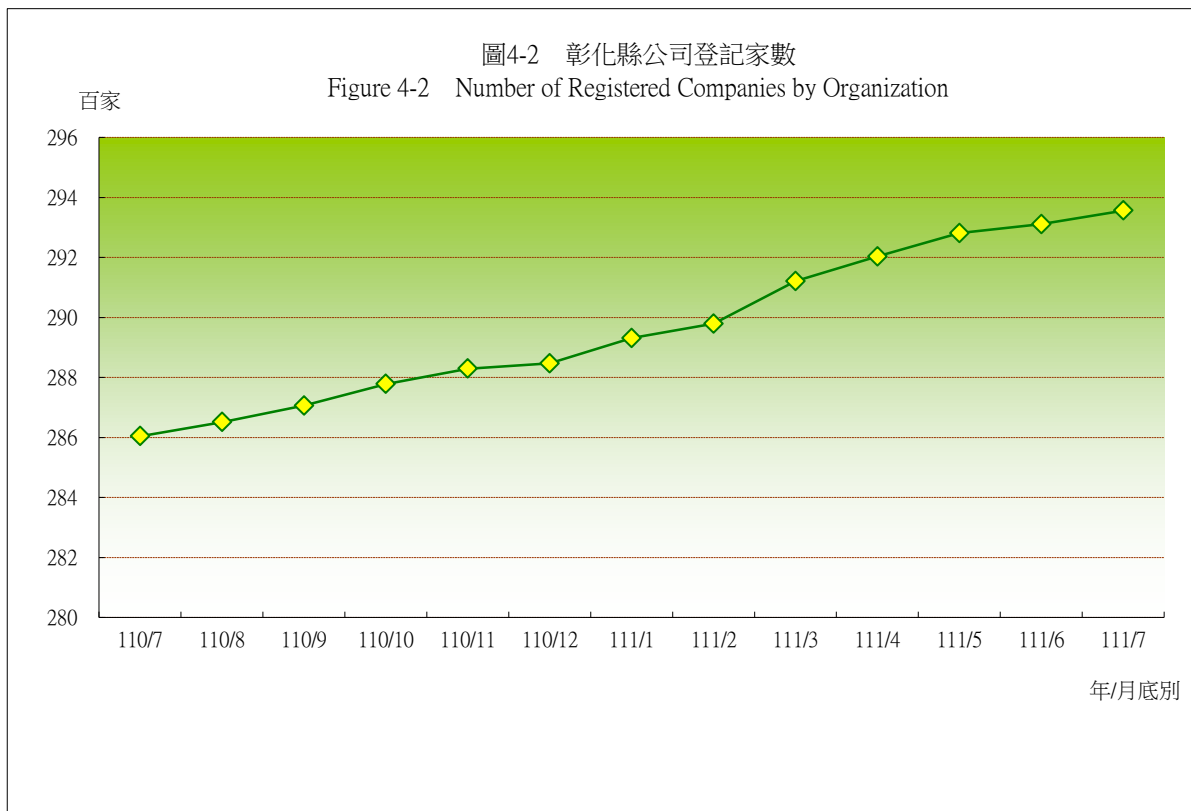
## 四、公司登記

本縣111年7月底之公司登記家數及資本額分別為29,356家及5,699億7,200萬元，與上月底比較，分別增加0.15%及1.33%。

各行業中以製造業14,250家，約占48.54%最多，批發及零售業3,432家，約占11.69%次之。而資本額亦以製造業2,736億6,100萬元，約占48.01%最多；電力及燃氣供應業863億8,200萬元，約占15.16%次之。







## 表4 公司登記家數及資本額

單位：家、百萬元

| 月底別<br>End of Month                                     | 合計<br>Total  |                | 農、林、漁、牧業<br>Agriculture, Forestry,<br>Fishing and<br>Animal Husbandry |                | 礦業及土石採取業<br>Mining and<br>Quarrying |                |
|---|--------------|----------------|---|----------------|-------------------------------------|----------------|
|   | 家數<br>Number | 資本額<br>Capital | 家數<br>Number  | 資本額<br>Capital | 家數<br>Number                        | 資本額<br>Capital |
| 110年 2021   |              |                |   |                |                                     |                |
| 07 月底 End of July                                       | 28,604       | 539,517        | 727   | 73,690         | 136                                 | 4,313          |
| 08 月底 End of Aug.                                       | 28,651       | 540,339        | 731   | 73,690         | 139                                 | 4,419          |
| 09 月底 End of Sep.                                       | 28,706       | 543,242        | 734   | 71,008         | 140                                 | 4,441          |
| 10 月底 End of Oct.                                       | 28,778       | 548,838        | 740   | 75,160         | 142                                 | 4,694          |
| 11 月底 End of Nov.                                       | 28,829       | 550,416        | 747   | 75,222         | 142                                 | 4,720          |
| 12 月底 End of Dec.                                       | 28,847       | 551,591        | 749   | 75,233         | 142                                 | 4,722          |
| 111年 2022   |              |                |   |                |                                     |                |
| 01 月底 End of Jan.                                       | 28,931       | 556,711        | 750   | 75,244         | 143                                 | 4,760          |
| 02 月底 End of Feb.                                       | 28,979       | 557,452        | 752   | 75,311         | 144                                 | 4,765          |
| 03 月底 End of Mar.                                       | 29,121       | 558,469        | 750   | 75,297         | 145                                 | 4,768          |
| 04 月底 End of Apr.                                       | 29,203       | 559,411        | 759   | 75,321         | 145                                 | 4,768          |
| 05 月底 End of May  | 29,281       | 560,872        | 767   | 75,314         | 146                                 | 4,779          |
| 06 月底 End of June                                       | 29,311       | 562,499        | 768   | 75,259         | 146                                 | 4,781          |
| 07 月底 End of July                                       | 29,356       | 569,972        | 772   | 75,267         | 146                                 | 4,757          |
| 本月底與上月底比較<br>VS. with Last Month                        | 0.15         | 1.33           | 0.52  | 0.01           | -                                   | -0.50          |
| (單位) (Unit)   | (%)          | (%)            | (%)   | (%)            | (%)                                 | (%)            |
| 本月底與上年同月底比較<br>VS. with the Same Period<br>of Last Year | 2.63         | 5.64           | 6.19  | 2.14           | 7.35                                | 10.31          |
| (單位) (Unit)   | (%)          | (%)            | (%)   | (%)            | (%)                                 | (%)            |

資料來源：經濟部統計處網站資料。

Table 4 Number and Capital of Registered Companies by Industry

Unit : Number, N.T.\$1,000,000

| 製造業<br>Manufacturing |                | 電力及燃氣<br>供應業<br>Electricity and<br>Gas Supply |                | 用水供應及<br>污染整治業<br>Water Supply and<br>Remediation Activities |                | 營建工程業<br>Construction |                |
|----------------------|----------------|---|----------------|--|----------------|-----------------------|----------------|
| 家數<br>Number         | 資本額<br>Capital | 家數<br>Number                                  | 資本額<br>Capital | 家數<br>Number   | 資本額<br>Capital | 家數<br>Number          | 資本額<br>Capital |
| 13,917               | 268,855        | 323   | 72,434         | 173  | 920            | 2,873                 | 14,051         |
| 13,934               | 269,646        | 323   | 72,389         | 174  | 930            | 2,888                 | 14,186         |
| 13,950               | 269,273        | 325   | 72,807         | 176  | 930            | 2,896                 | 14,167         |
| 13,987               | 269,933        | 328   | 72,828         | 176  | 902            | 2,905                 | 14,247         |
| 14,002               | 270,412        | 329   | 73,443         | 176  | 902            | 2,910                 | 14,271         |
| 14,025               | 269,984        | 332   | 74,197         | 173  | 897            | 2,914                 | 14,520         |
| 14,083               | 270,607        | 337   | 78,429         | 172  | 896            | 2,933                 | 14,830         |
| 14,133               | 270,952        | 335   | 78,423         | 172  | 897            | 2,936                 | 14,850         |
| 14,214               | 271,263        | 346   | 78,570         | 171  | 896            | 2,950                 | 14,999         |
| 14,242               | 271,529        | 351   | 78,833         | 171  | 896            | 2,964                 | 15,076         |
| 14,245               | 272,276        | 354   | 78,989         | 169  | 894            | 2,985                 | 15,126         |
| 14,253               | 273,155        | 356   | 79,572         | 170  | 895            | 2,999                 | 15,241         |
| 14,250               | 273,661        | 363   | 86,382         | 168  | 897            | 3,008                 | 15,338         |
| -0.02                | 0.19           | 1.97  | 8.56           | -1.18  | 0.22           | 0.30                  | 0.64           |
| (%)                  | (%)            | (%)   | (%)            | (%)  | (%)            | (%)                   | (%)            |
| 2.39                 | 1.79           | 12.38   | 19.26          | -2.89  | -2.51          | 4.70                  | 9.16           |
| (%)                  | (%)            | (%)   | (%)            | (%)  | (%)            | (%)                   | (%)            |

Source : Tables compiled by Department of Statistics, Ministry of Economic Affairs .

表4 公司登記家數及資本額 (續一)

單位：家、百萬元

| 月底別<br>End of Month                                     | 批發及零售業<br>Wholesale and Retail Trade |                | 運輸及倉儲業<br>Transportation and Storage |                | 住宿及餐飲業<br>Accommodation and Food Services Activities |                |
|---|--------------------------------------|----------------|--------------------------------------|----------------|--|----------------|
|   | 家數<br>Number                         | 資本額<br>Capital | 家數<br>Number                         | 資本額<br>Capital | 家數<br>Number   | 資本額<br>Capital |
| 110年 2021   |                                      |                |                                      |                |  |                |
| 07 月底 End of July                                       | 3,541                                | 14,614         | 356                                  | 6,789          | 150  | 797            |
| 08 月底 End of Aug.                                       | 3,535                                | 14,587         | 357                                  | 6,852          | 155  | 799            |
| 09 月底 End of Sep.                                       | 3,530                                | 19,692         | 356                                  | 6,830          | 153  | 792            |
| 10 月底 End of Oct.                                       | 3,518                                | 19,649         | 358                                  | 6,833          | 154  | 786            |
| 11 月底 End of Nov.                                       | 3,510                                | 19,668         | 358                                  | 6,834          | 155  | 783            |
| 12 月底 End of Dec.                                       | 3,486                                | 19,540         | 355                                  | 6,805          | 154  | 783            |
| 111年 2022   |                                      |                |                                      |                |  |                |
| 01 月底 End of Jan.                                       | 3,468                                | 19,505         | 358                                  | 6,836          | 153  | 786            |
| 02 月底 End of Feb.                                       | 3,452                                | 19,468         | 359                                  | 6,837          | 153  | 786            |
| 03 月底 End of Mar.                                       | 3,442                                | 19,451         | 359                                  | 6,780          | 153  | 791            |
| 04 月底 End of Apr.                                       | 3,445                                | 19,436         | 357                                  | 6,731          | 153  | 791            |
| 05 月底 End of May  | 3,447                                | 19,426         | 358                                  | 6,822          | 155  | 793            |
| 06 月底 End of June                                       | 3,433                                | 19,335         | 361                                  | 6,837          | 153  | 792            |
| 07 月底 End of July                                       | 3,432                                | 19,212         | 361                                  | 6,813          | 152  | 792            |
| 本月底與上月底比較<br>VS. with Last Month                        | -0.03                                | -0.64          | -                                    | -0.35          | -0.65  | -0.01          |
| (單位) (Unit)   | (%)                                  | (%)            | (%)                                  | (%)            | (%)  | (%)            |
| 本月底與上年同月底比較<br>VS. with the Same Period<br>of Last Year | -3.08                                | 31.46          | 1.40                                 | 0.35           | 1.33   | -0.64          |
| (單位) (Unit)   | (%)                                  | (%)            | (%)                                  | (%)            | (%)  | (%)            |

Table 4 Number and Capital of Registered Companies by Industry (Cont.1)

Unit : Number, N.T.\$1,000,000

| 出版、影音製作、<br>傳播及資通訊服務業            |                | 金融及保險業                                |                | 不動產業                   |                | 專業、科學及<br>技術服務業                                      |                |
|----------------------------------|----------------|---------------------------------------|----------------|------------------------|----------------|--|----------------|
| Information and<br>Communication |                | Financial and<br>Insurance Activities |                | Real Estate Activities |                | Professional, Scientific and<br>Technical Activities |                |
| 家數<br>Number                     | 資本額<br>Capital | 家數<br>Number                          | 資本額<br>Capital | 家數<br>Number           | 資本額<br>Capital | 家數<br>Number   | 資本額<br>Capital |
| 361                              | 3,700          | 1,155                                 | 41,215         | 1,369                  | 16,973         | 1,620  | 10,631         |
| 359                              | 3,701          | 1,153                                 | 40,727         | 1,376                  | 17,172         | 1,622  | 10,663         |
| 361                              | 3,702          | 1,161                                 | 40,842         | 1,387                  | 17,330         | 1,634  | 10,814         |
| 363                              | 3,702          | 1,173                                 | 40,966         | 1,393                  | 17,574         | 1,637  | 10,913         |
| 364                              | 3,724          | 1,181                                 | 41,057         | 1,401                  | 17,632         | 1,649  | 11,163         |
| 367                              | 3,726          | 1,188                                 | 41,109         | 1,408                  | 17,743         | 1,657  | 11,784         |
| 370                              | 3,799          | 1,188                                 | 40,853         | 1,414                  | 17,808         | 1,666  | 11,792         |
| 370                              | 3,792          | 1,196                                 | 41,138         | 1,416                  | 17,840         | 1,671  | 11,822         |
| 376                              | 3,795          | 1,197                                 | 41,286         | 1,426                  | 17,919         | 1,697  | 12,070         |
| 377                              | 3,799          | 1,204                                 | 41,436         | 1,432                  | 17,980         | 1,702  | 12,175         |
| 380                              | 3,799          | 1,207                                 | 41,241         | 1,444                  | 18,310         | 1,718  | 12,398         |
| 378                              | 3,791          | 1,214                                 | 41,300         | 1,444                  | 18,376         | 1,727  | 12,427         |
| 378                              | 3,778          | 1,218                                 | 41,426         | 1,456                  | 18,435         | 1,744  | 12,448         |
| -                                | -0.34          | 0.33                                  | 0.31           | 0.83                   | 0.32           | 0.98   | 0.17           |
| (%)                              | (%)            | (%)                                   | (%)            | (%)                    | (%)            | (%)  | (%)            |
| 4.71                             | 2.09           | 5.45                                  | 0.51           | 6.36                   | 8.61           | 7.65   | 17.10          |
| (%)                              | (%)            | (%)                                   | (%)            | (%)                    | (%)            | (%)  | (%)            |

表4 公司登記家數及資本額(續完)

單位：家、百萬元

| 月底別<br>End of Month                                     | 支援服務業<br>Support Services Activities |                | 公共行政及國防；<br>強制性社會安全<br>Public Administration and<br>Defence ; Compulsory<br>Social Security |                | 教育業<br>Education |                |
|---|--------------------------------------|----------------|---|----------------|------------------|----------------|
|   | 家數<br>Number                         | 資本額<br>Capital | 家數<br>Number  | 資本額<br>Capital | 家數<br>Number     | 資本額<br>Capital |
| 110年 2021   |                                      |                |   |                |                  |                |
| 07 月底 End of July                                       | 663                                  | 3,626          | -   | -              | 4                | 8              |
| 08 月底 End of Aug.                                       | 669                                  | 3,654          | -   | -              | 2                | 1              |
| 09 月底 End of Sep.                                       | 671                                  | 3,695          | -   | -              | 1                | 1              |
| 10 月底 End of Oct.                                       | 676                                  | 3,744          | -   | -              | 1                | 1              |
| 11 月底 End of Nov.                                       | 678                                  | 3,772          | -   | -              | 2                | 1              |
| 12 月底 End of Dec.                                       | 681                                  | 3,810          | -   | -              | 2                | 1              |
| 111年 2022   |                                      |                |   |                |                  |                |
| 01 月底 End of Jan.                                       | 684                                  | 3,819          | -   | -              | 2                | 1              |
| 02 月底 End of Feb.                                       | 686                                  | 3,827          | -   | -              | 2                | 1              |
| 03 月底 End of Mar.                                       | 692                                  | 3,839          | -   | -              | 2                | 1              |
| 04 月底 End of Apr.                                       | 698                                  | 3,914          | -   | -              | 2                | 1              |
| 05 月底 End of May  | 705                                  | 3,964          | -   | -              | 2                | 1              |
| 06 月底 End of June                                       | 711                                  | 3,978          | -   | -              | 2                | 1              |
| 07 月底 End of July                                       | 716                                  | 4,007          | -   | -              | 2                | 1              |
| 本月底與上月底比較<br>VS. with Last Month                        | 0.70                                 | 0.72           | --  | --             | -                | -              |
| (單位) (Unit)   | (%)                                  | (%)            | (%)   | (%)            | (%)              | (%)            |
| 本月底與上年同月底比較<br>VS. with the Same Period<br>of Last Year | 7.99                                 | 10.50          | --  | --             | -50.00           | -91.25         |
| (單位) (Unit)   | (%)                                  | (%)            | (%)   | (%)            | (%)              | (%)            |

Table 4 Number and Capital of Registered Companies by Industry (Cont.End)

Unit : Number, N.T.\$1,000,000

| 醫療保健及<br>社會工作服務業                           |                | 藝術、娛樂及<br>休閒服務業                       |                | 其他服務業                     |                | 未分類            |                |
|--|----------------|---------------------------------------|----------------|---------------------------|----------------|----------------|----------------|
| Human Health and<br>Social Work Activities |                | Arts, Entertainment and<br>Recreation |                | Other Services Activities |                | Non-classified |                |
| 家數<br>Number                               | 資本額<br>Capital | 家數<br>Number                          | 資本額<br>Capital | 家數<br>Number              | 資本額<br>Capital | 家數<br>Number   | 資本額<br>Capital |
| 4  | 26             | 51                                    | 489            | 297                       | 1,042          | 884            | 5,343          |
| 4  | 26             | 53                                    | 492            | 297                       | 1,054          | 880            | 5,351          |
| 4  | 26             | 51                                    | 492            | 299                       | 1,059          | 877            | 5,341          |
| 4  | 26             | 50                                    | 492            | 297                       | 1,057          | 876            | 5,332          |
| 4  | 26             | 49                                    | 491            | 299                       | 1,057          | 873            | 5,238          |
| 4  | 26             | 47                                    | 461            | 298                       | 1,046          | 865            | 5,204          |
| 4  | 26             | 47                                    | 461            | 297                       | 1,064          | 862            | 5,194          |
| 4  | 26             | 46                                    | 458            | 294                       | 1,060          | 858            | 5,198          |
| 4  | 26             | 46                                    | 462            | 296                       | 1,060          | 855            | 5,196          |
| 5  | 27             | 46                                    | 462            | 298                       | 1,054          | 852            | 5,184          |
| 5  | 27             | 47                                    | 483            | 296                       | 1,053          | 851            | 5,179          |
| 5  | 27             | 47                                    | 483            | 295                       | 1,056          | 849            | 5,195          |
| 5  | 27             | 48                                    | 483            | 291                       | 1,058          | 846            | 5,190          |
| -  | -              | 2.13                                  | 0.02           | -1.36                     | 0.23           | -0.35          | -0.09          |
| (%)  | (%)            | (%)                                   | (%)            | (%)                       | (%)            | (%)            | (%)            |
| 25.00                                      | 1.92           | -5.88                                 | -1.27          | -2.02                     | 1.55           | -4.30          | -2.85          |
| (%)  | (%)            | (%)                                   | (%)            | (%)                       | (%)            | (%)            | (%)            |

## 五、就業服務

111年8月份本府就業服務台辦理之就業服務中，求才利用率及求職就業率分別為12.51%及85.81%；求職就業率較上月份增加19.14個百分點。

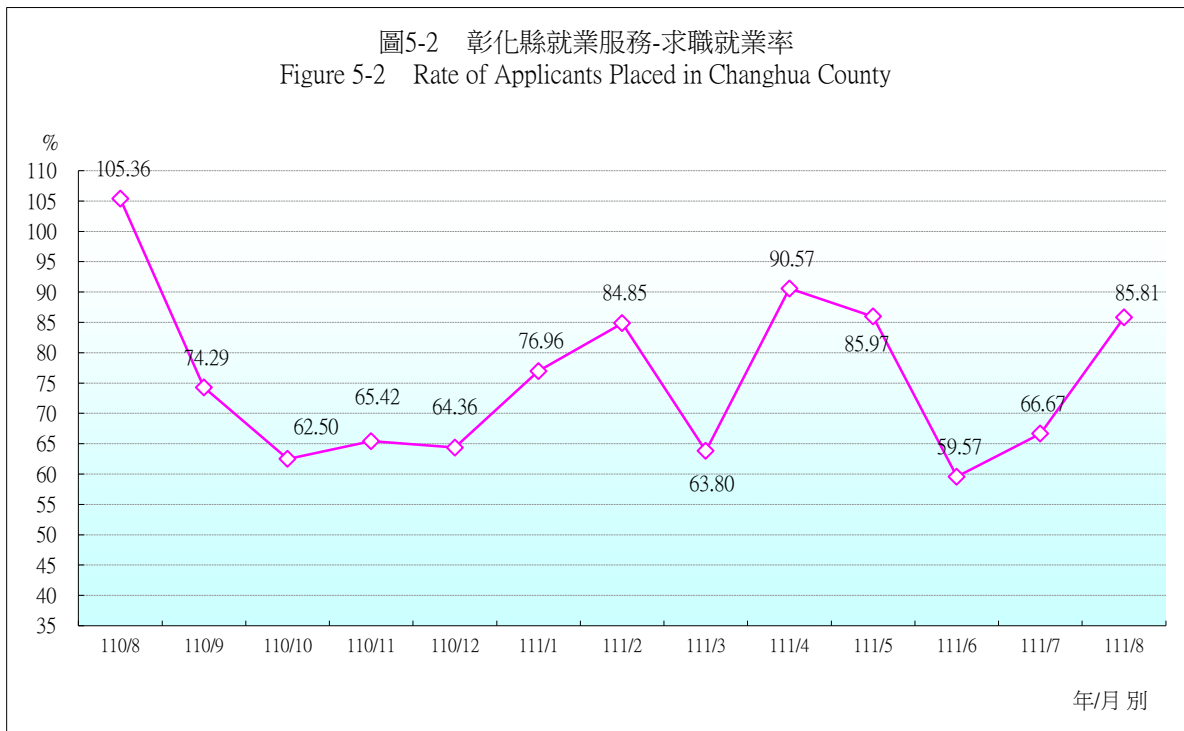
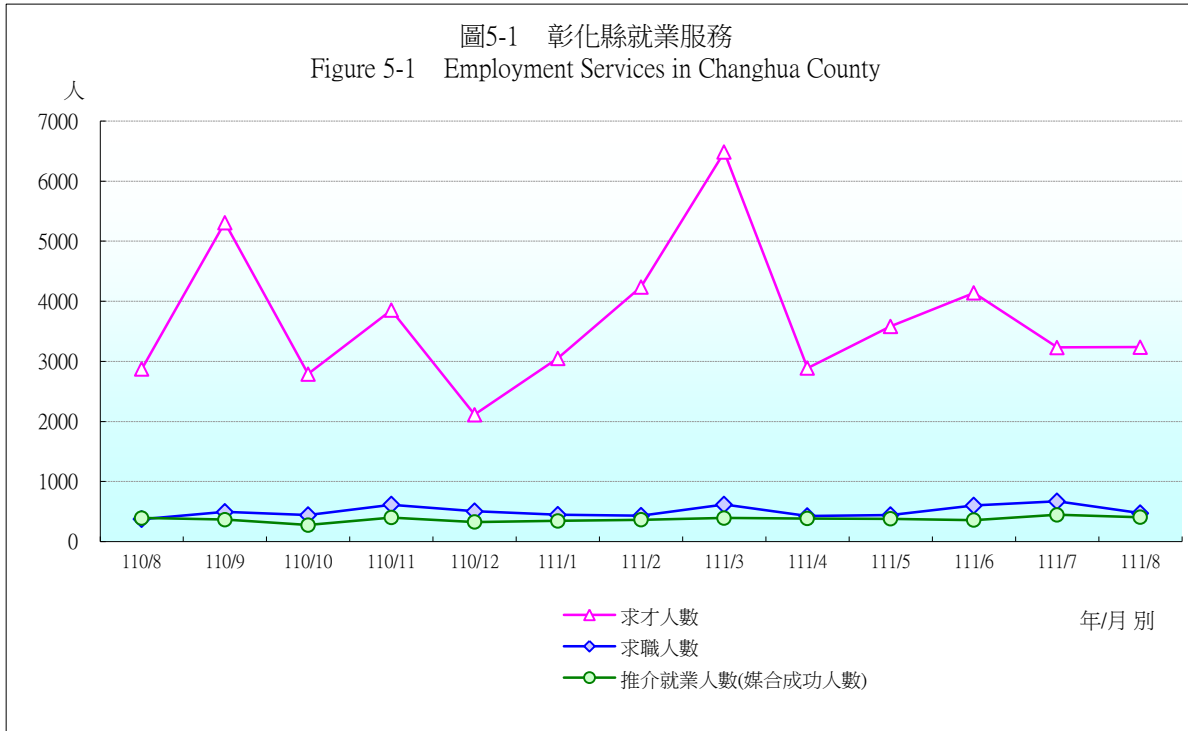




表5 就業服務  
Table 5 Employment Services

| 月別  | 求才人數<br>(人)                    | 求職人數<br>(人)                      | 推介就業人數<br>(媒合成功人數)<br>(人)                                   | 求供倍數   | 求才利用率<br>(%)                  | 求職就業率<br>(%)                    |
|---|--------------------------------|----------------------------------|---|--|-------------------------------|---------------------------------|
| Month   | No. of<br>Openings<br>(Person) | No. of<br>Applicants<br>(Person) | Job Seekers<br>Employed by<br>Placement<br>Program (Person) | Ratio of No. of<br>Openings to<br>No. of<br>Applicants | Rate of<br>Openings<br>Filled | Rate of<br>Applicants<br>Placed |
| 110年 2021   |                                |                                  |   |  |                               |                                 |
| 08月 Aug.  | 2,876                          | 373                              | 393   | 7.71   | 13.66                         | 105.36                          |
| 09月 Sep.  | 5,311                          | 494                              | 367   | 10.75  | 6.91                          | 74.29                           |
| 10月 Oct.  | 2,791                          | 440                              | 275   | 6.34   | 9.85                          | 62.50                           |
| 11月 Nov.  | 3,853                          | 613                              | 401   | 6.29   | 10.41                         | 65.42                           |
| 12月 Dec.  | 2,113                          | 505                              | 325   | 4.18   | 15.38                         | 64.36                           |
| 111年 2022   |                                |                                  |   |  |                               |                                 |
| 01月 Jan.  | 3,050                          | 447                              | 344   | 6.82   | 11.28                         | 76.96                           |
| 02月 Feb.  | 4,238                          | 429                              | 364   | 9.88   | 8.59                          | 84.85                           |
| 03月 Mar.  | 6,485                          | 616                              | 393   | 10.53  | 6.06                          | 63.80                           |
| 04月 Apr.  | 2,890                          | 424                              | 384   | 6.82   | 13.29                         | 90.57                           |
| 05月 May   | 3,585                          | 442                              | 380   | 8.11   | 10.60                         | 85.97                           |
| 06月 June  | 4,141                          | 601                              | 358   | 6.89   | 8.65                          | 59.57                           |
| 07月 July  | 3,232                          | 669                              | 446   | 4.83   | 13.80                         | 66.67                           |
| 08月 Aug.  | 3,237                          | 472                              | 405   | 6.86   | 12.51                         | 85.81                           |
| 本月與上月比較<br>VS. with Last Month                        | 0.15                           | -29.45                           | -9.19   | 41.96  | -1.29                         | 19.14                           |
| (單位) (Unit)   | (%)                            | (%)                              | (%)   | (%)  | (百分點)                         | (百分點)                           |
| 本月與上年同月比較<br>VS. with the Same Period<br>of Last Year | 12.55                          | 26.54                            | 3.05  | -11.06   | -1.15                         | -19.56                          |
| (單位) (Unit)   | (%)                            | (%)                              | (%)   | (%)  | (百分點)                         | (百分點)                           |

資料來源：本府勞工處。Source: Department of Labor Affairs.

備註：1. 求才人數包含廠商對外勞需求人數，但求職人數及推介就業人數(媒合成功人數)則不含外勞。

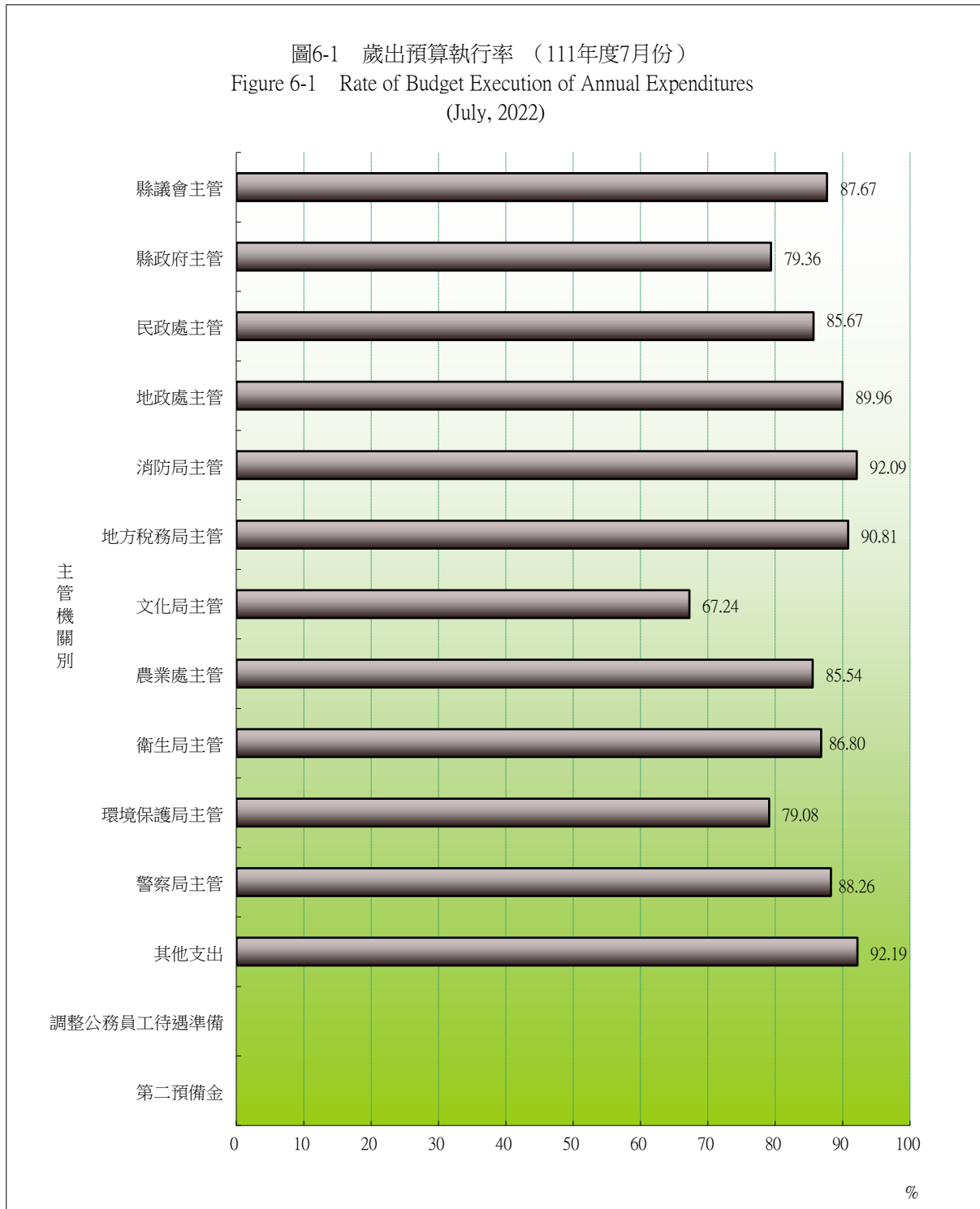
2. 以前月份之資料倘勞工處有修正，本表將配合調整。

3. 推介就業人數含以前月份求職於本月媒合成功者，致求職就業率或有超過100%。

## 六、歲出預算執行概況

本縣111年度總預算截至7月底之歲出預算累計執行率(累計執行數/累計分配數)為81.40%，其中經常門87.25%，資本門53.46%。

排除「統籌支撥科目」，經常門以衛生局主管94.36%最高，資本門以農業處主管94.58%最高。而本府主管部分，經常門為85.89%、資本門為55.11%。



## 表6 歲出預算執行情形

(111年度7月份)

### Table 6 Budget Execution of Annual Expenditures

| 主管機關別<br>Agencies                                      | 預算數<br>Budget         | 累計分配數<br>Cumulative Budget Allotment | 累計執行數<br>Cumulative Budget Execution | 執行率(%)<br>Rate of Budget Execution |
|--|-----------------------|--------------------------------------|--------------------------------------|------------------------------------|
| <b>總計<br/>Grand Total</b>                              | <b>59,314,097,000</b> | <b>36,670,777,168</b>                | <b>29,851,580,482</b>                | <b>81.40</b>                       |
| <b>一、經常門合計<br/>Current Account Total</b>               | <b>46,123,147,000</b> | <b>30,330,193,503</b>                | <b>26,462,104,269</b>                | <b>87.25</b>                       |
| 縣議會主管<br>Changhua County Council                       | 292,390,000           | 169,827,000                          | 149,798,127                          | 88.21                              |
| 縣政府主管<br>Changhua County Government                    | 32,832,150,000        | 22,014,969,000                       | 18,908,792,716                       | 85.89                              |
| 民政處主管<br>Department of Civil Affairs                   | 348,194,000           | 250,049,000                          | 214,220,334                          | 85.67                              |
| 地政處主管<br>Department of Land Administration             | 511,970,000           | 361,085,000                          | 324,827,875                          | 89.96                              |
| 消防局主管<br>Fire bureau                                   | 1,034,492,000         | 698,966,000                          | 648,090,615                          | 92.72                              |
| 地方稅務局主管<br>Local Tax Bureau                            | 362,438,000           | 242,906,000                          | 222,237,129                          | 91.49                              |
| 文化局主管<br>Cultural Affairs Bureau                       | 333,817,000           | 206,597,000                          | 152,843,699                          | 73.98                              |
| 農業處主管<br>Department of Agriculture                     | 109,992,000           | 73,965,000                           | 63,245,596                           | 85.51                              |
| 衛生局主管<br>Public Health Bureau                          | 3,617,847,000         | 2,089,021,000                        | 1,971,099,171                        | 94.36                              |
| 環境保護局主管<br>Environmental Protection Bureau             | 249,686,000           | 153,739,000                          | 129,409,396                          | 84.17                              |
| 警察局主管<br>Police Bureau                                 | 4,261,041,000         | 2,952,901,000                        | 2,626,348,288                        | 88.94                              |
| 統籌支撥科目<br>Accounts Organized                           | 1,845,197,000         | 1,116,168,503                        | 1,051,191,323                        | 94.18                              |
| 調整公務員工待遇準備<br>Adjusted civil servant treatment reserve | 294,878,000           | -                                    | -                                    | -                                  |
| 第二預備金<br>Secondary Reserve Fund                        | 29,055,000            | -                                    | -                                    | -                                  |

資料來源：本府主計處。

備註：因預算科目歸屬，資本門之第二預備金或有預算數為負值情事。

表6 歲出預算執行情形 (續)

(111年度7月份)

Table 6 Budget Execution of Annual Expenditures (Cont.)

單位：元

(July, 2022)

Unit : N.T.\$

| 主管機關別<br>Agencies                          | 預算數<br>Budget         | 累計分配數<br>Cumulative Budget Allotment | 累計執行數<br>Cumulative Budget Execution | 執行率(%)<br>Rate of Budget Execution |
|--|-----------------------|--------------------------------------|--------------------------------------|------------------------------------|
| <b>二、資本門合計<br/>Capital Account Total</b>   | <b>13,190,950,000</b> | <b>6,340,583,665</b>                 | <b>3,389,476,213</b>                 | <b>53.46</b>                       |
| 縣議會主管<br>Changhua County Council           | 4,534,000             | 1,630,000                            | 514,298                              | 31.55                              |
| 縣政府主管<br>Changhua County Government        | 11,322,775,000        | 5,924,411,665                        | 3,264,753,829                        | 55.11                              |
| 民政處主管<br>Department of Civil Affairs       | 6,013,000             | 4,298,000                            | 3,673,416                            | 85.47                              |
| 地政處主管<br>Department of Land Administration | 5,725,000             | 5,416,000                            | 4,875,166                            | 90.01                              |
| 消防局主管<br>Fire bureau                       | 99,045,000            | 16,360,000                           | 10,646,013                           | 65.07                              |
| 地方稅務局主管<br>Local Tax Bureau                | 6,021,000             | 5,671,000                            | 3,486,305                            | 61.48                              |
| 文化局主管<br>Cultural Affairs Bureau           | 168,333,000           | 48,699,000                           | 18,817,844                           | 38.64                              |
| 農業處主管<br>Department of Agriculture         | 846,000               | 258,000                              | 244,013                              | 94.58                              |
| 衛生局主管<br>Public Health Bureau              | 691,545,000           | 190,520,000                          | 7,610,870                            | 3.99                               |
| 環境保護局主管<br>Environmental Protection Bureau | 80,139,000            | 24,768,000                           | 11,758,434                           | 47.47                              |
| 警察局主管<br>Police Bureau                     | 305,974,000           | 94,442,000                           | 63,096,025                           | 66.81                              |
| 統籌支撥科目<br>Accounts Organized               | 500,000,000           | 24,110,000                           | -                                    | -                                  |
| 第二預備金<br>Secondary Reserve Fund            | -                     | -                                    | -                                    | -                                  |

Source : Department of Budget, Accounting and Statistics.

Note: Due to the attribution of the budget account, the second reserve of the capital gate may have a negative budget.

## 七、刑事案件

本縣111年1月~8月之刑事案件發生數、破獲數及破獲率分別為7,969件、8,120件及101.89%；案件發生數較上年同期減少82件(或1.02%)。

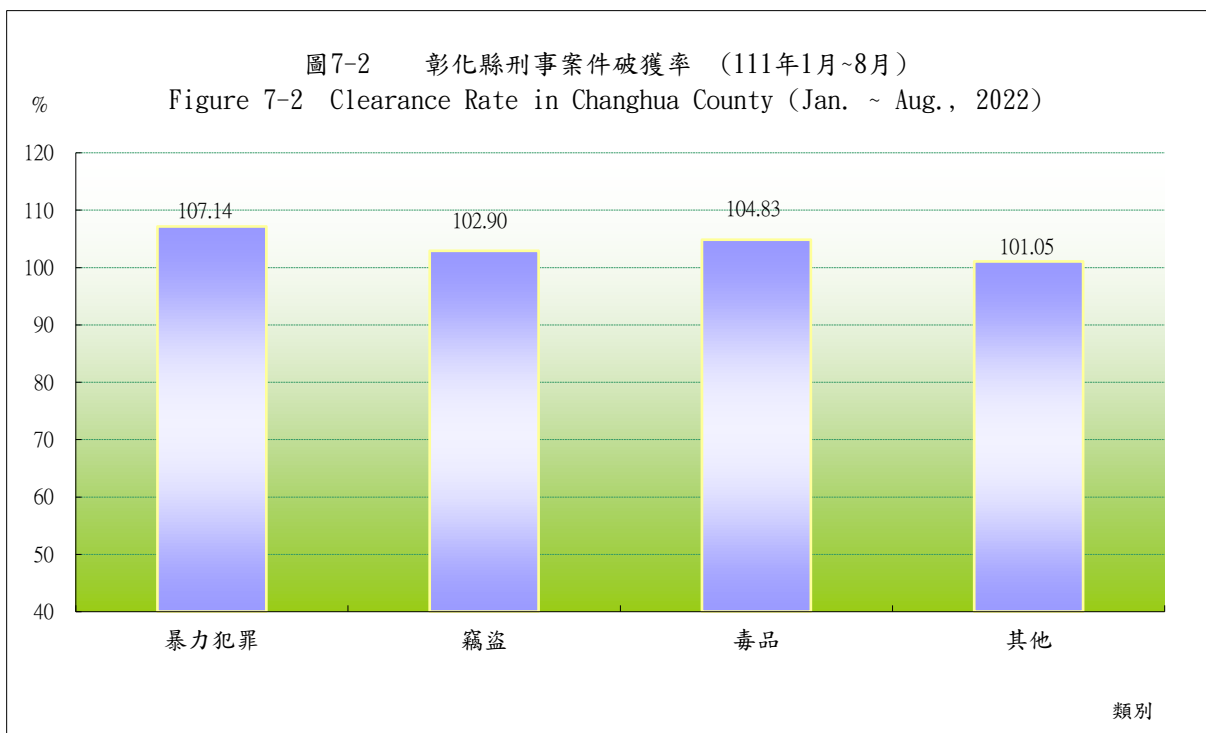
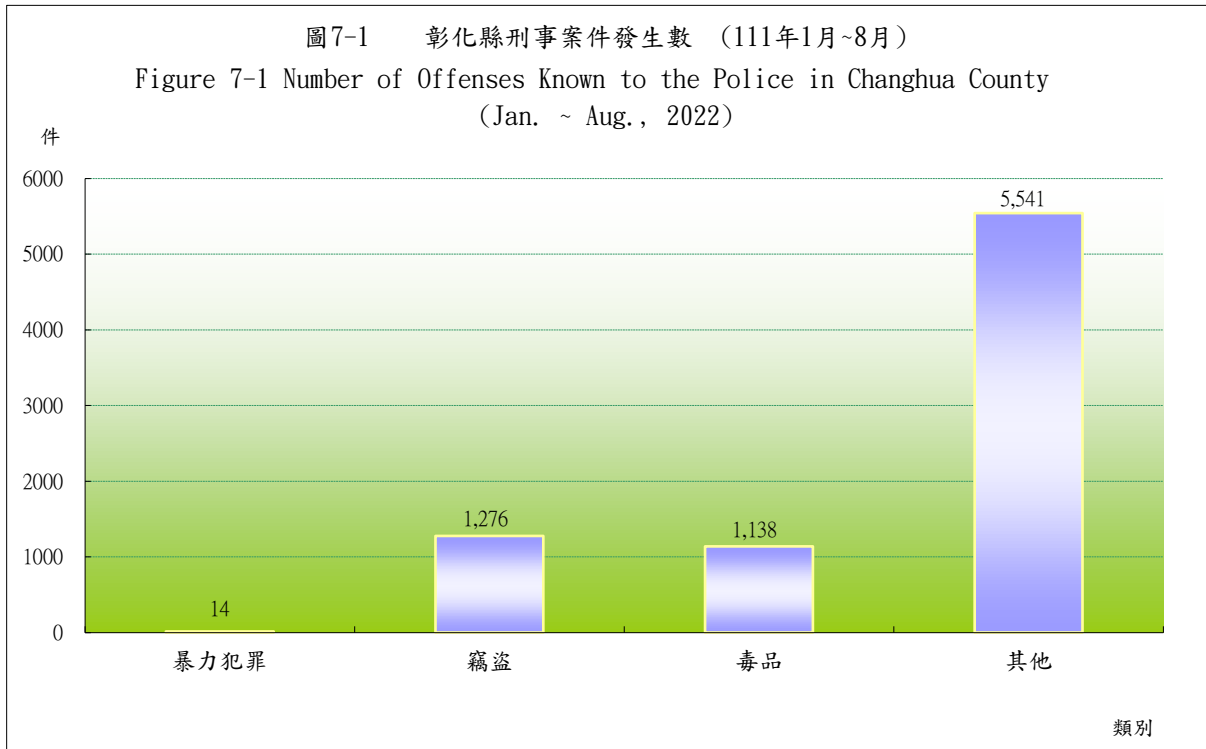


表7 刑事案件  
Table 7 Criminal Cases

|   |   | 合計     | 暴力犯罪          | 竊盜     | 毒品        | 其他     |
|---|---|--------|---------------|--------|-----------|--------|
|   |   | Total  | Violent Crime | Theft  | Narcotics | Others |
| 發生數<br>(件)<br>Offenses Known<br>to the Police<br>(Number) | 111年1月~8月 (A)<br>Jan. ~ Aug., 2022                                  | 7,969  | 14            | 1,276  | 1,138     | 5,541  |
|   | 110年1月~8月 (A)<br>Jan. ~ Aug., 2021                                  | 8,051  | 11            | 1,339  | 900       | 5,801  |
|   | 增減數 (A)-(B)<br>Increase or Decrease                                 | -82    | 3             | -63    | 238       | -260   |
|   | 增減率(%)<br>[(A)-(B)]/(B)*100%<br>Rate of Increase or<br>Decrease (%) | -1.02  | 27.27         | -4.71  | 26.44     | -4.48  |
| 破獲數<br>(件)<br>Number of<br>Offenses Cleared<br>(Number)   | 111年1月~8月 (A)<br>Jan. ~ Aug., 2022                                  | 8,120  | 15            | 1,313  | 1,193     | 5,599  |
|   | 110年1月~8月 (A)<br>Jan. ~ Aug., 2021                                  | 7,682  | 13            | 1,279  | 893       | 5,497  |
|   | 增減數 (A)-(B)<br>Increase or Decrease                                 | 438    | 2             | 34     | 300       | 102    |
|   | 增減率(%)<br>[(A)-(B)]/(B)*100%<br>Rate of Increase or<br>Decrease (%) | 5.70   | 15.38         | 2.66   | 33.59     | 1.86   |
| 破獲率<br>(%)<br>Clearance Rate<br>(%)                       | 111年1月~8月 (A)<br>Jan. ~ Aug., 2022                                  | 101.89 | 107.14        | 102.90 | 104.83    | 101.05 |
|   | 110年1月~8月 (A)<br>Jan. ~ Aug., 2021                                  | 95.42  | 118.18        | 95.52  | 99.22     | 94.76  |
|   | 增減數(百分點)<br>(A)-(B)<br>Increase or Decrease                         | 6.47   | 11.04         | 7.38   | 5.61      | 6.29   |

資料來源：本縣警察局。

Source : Police Bureau, Changhua County.

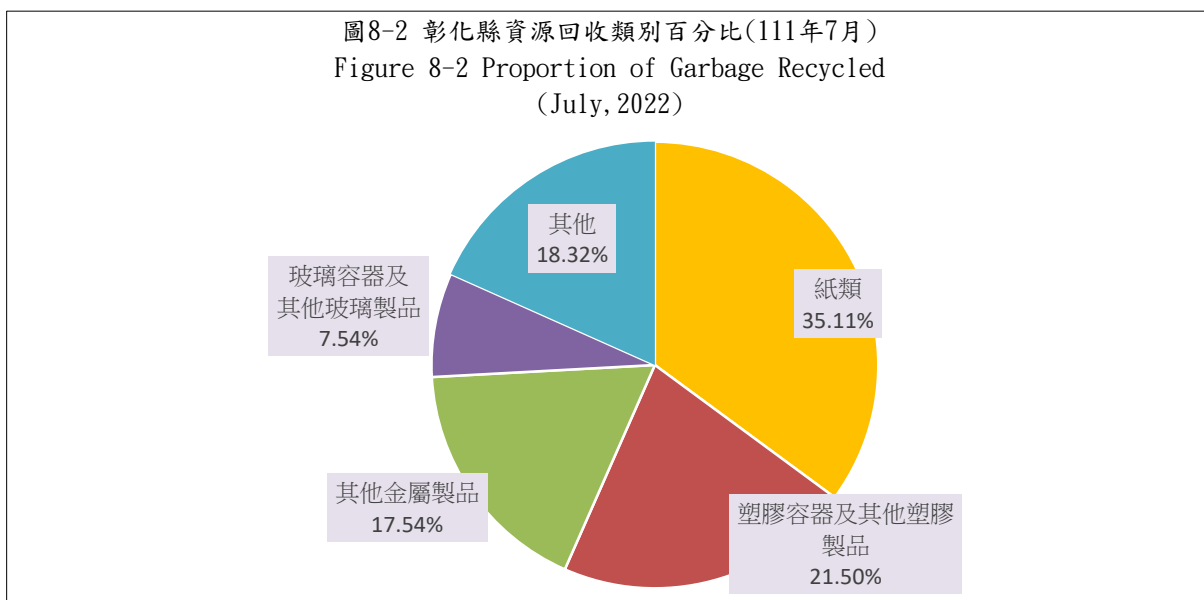
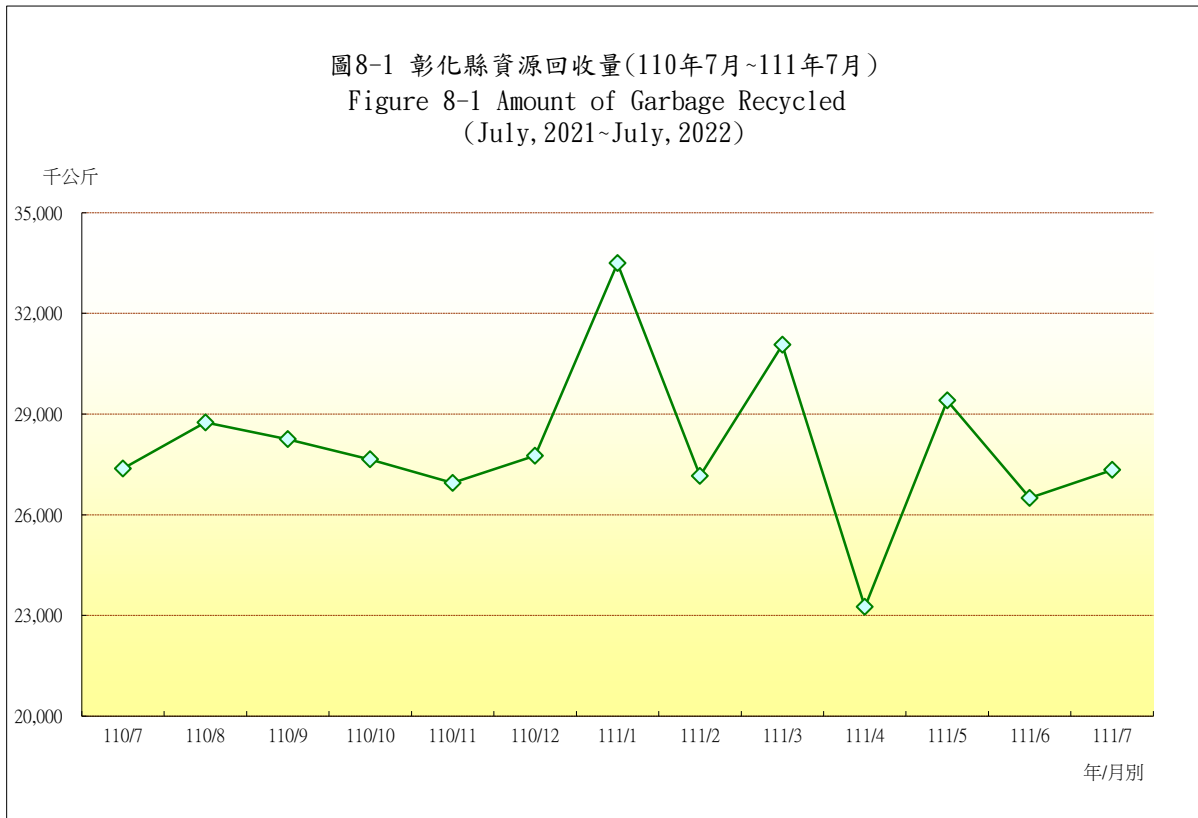
備註：破獲數含破積案，致破獲率或有超過100%。

Note : The number of offenses cleared includes the offenses known to the police in the past, so it's possible that the "Clearance Rate" is more than 100%.

## 八、資源回收

本縣111年7月份資源回收共計2萬7,334公噸，其中以紙類9,596公噸最多，約占35.11%。

7月份回收量較上月增加3.16%；各類回收量與上月比較，增加部分以鉛蓄電池增加36.68%最多，塑膠容器及其他塑膠製品增加29.97%次之，舊衣類增加10.02%再次之。



備註：圖示所列「其他」包含舊衣類、乾電池及照明光源等16項類別。

## 表8 資源回收成果統計

單位：公斤

| 月別<br>Month  | 合計<br>Total  | 紙類<br>Paper   | 鐵容器<br>Steel Containers | 鋁容器<br>Aluminum Containers | 其他金屬製品<br>Other Metal Products | 塑膠容器及其他塑膠製品<br>Waste Plastic Containers and Other Products |
|--|--------------|---------------|-------------------------|----------------------------|--------------------------------|--|
| 110年 2021  |              |               |                         |                            |                                |  |
| 07月 July   | 27,376,199   | 11,407,719    | 1,263,884               | 452,045                    | 2,218,069                      | 5,538,840  |
| 08月 Aug.   | 28,747,362   | 9,652,545     | 1,278,799               | 551,880                    | 4,326,318                      | 5,631,521  |
| 09月 Sep.   | 28,250,135   | 9,850,239     | 1,276,907               | 436,859                    | 4,230,773                      | 5,510,295  |
| 10月 Oct.   | 27,645,610   | 8,987,544     | 1,225,672               | 443,202                    | 4,630,536                      | 5,735,279  |
| 11月 Nov.   | 26,947,468   | 8,773,840     | 1,267,878               | 430,195                    | 3,932,529                      | 5,787,637  |
| 12月 Dec.   | 27,759,168   | 9,088,236     | 1,307,435               | 426,237                    | 4,724,873                      | 5,400,418  |
| 111年 2022  |              |               |                         |                            |                                |  |
| 01月 Jan.   | 33,494,144   | 11,096,167    | 1,350,307               | 431,852                    | 5,545,696                      | 8,460,833  |
| 02月 Feb.   | 27,157,958   | 8,884,819     | 1,253,983               | 411,927                    | 4,617,737                      | 6,368,845  |
| 03月 Mar.   | 31,062,757   | 9,412,531     | 1,582,515               | 415,393                    | 5,066,649                      | 8,445,251  |
| 04月 Apr.   | 23,252,921   | 8,777,396     | 1,494,579               | 386,550                    | 2,179,353                      | 4,389,834  |
| 05月 May  | 29,404,253   | 10,135,581    | 1,585,313               | 439,363                    | 6,766,735                      | 4,129,677  |
| 06月 June   | 26,496,495   | 10,151,570    | 1,480,577               | 403,635                    | 4,525,482                      | 4,521,023  |
| 07月 July   | 27,334,445   | 9,596,031     | 1,397,299               | 411,837                    | 4,793,901                      | 5,875,933  |
| 本月與上月比較<br>VS. with Last Month<br>(單位) (Unit)                        | 3.16<br>(%)  | -5.47<br>(%)  | -5.62<br>(%)            | 2.03<br>(%)                | 5.93<br>(%)                    | 29.97<br>(%)   |
| 本月與上年同月比較<br>VS. with the Same Period<br>of Last Year<br>(單位) (Unit) | -0.15<br>(%) | -15.88<br>(%) | 10.56<br>(%)            | -8.89<br>(%)               | 116.13<br>(%)                  | 6.09<br>(%)  |

資料來源：本縣環境保護局。



Table 8 Amount of Garbage Recycled

Unit : Kg.

| 玻璃容器及其他玻璃製品<br>Glass Containers and Other Products | 舊衣類<br>Used Clothing | 家電<br>Home Electrical Appliances | 資訊物品<br>Information Products | 輪胎<br>Tires   | 鋁箔包<br>Aseptic Containers | 紙容器<br>Paper Containers | 電池<br>Batteries      |                                |
|--|----------------------|----------------------------------|------------------------------|---------------|---------------------------|-------------------------|----------------------|--------------------------------|
|  |                      |                                  |                              |               |                           |                         | 乾電池<br>Dry Batteries | 鉛蓄電池<br>Lead-acid Accumulators |
|  |                      |                                  |                              |               |                           |                         | 1,959,790            | 337,105                        |
| 2,079,931  | 331,546              | 687,932                          | 78,787                       | 889,045       | 324,308                   | 628,933                 | 40,209               | 33,795                         |
| 1,973,809  | 339,565              | 643,929                          | 88,019                       | 937,092       | 313,192                   | 643,047                 | 39,480               | 32,068                         |
| 1,945,816  | 280,023              | 663,217                          | 77,284                       | 914,381       | 304,418                   | 604,009                 | 37,803               | 34,179                         |
| 2,015,341  | 255,080              | 651,218                          | 93,783                       | 943,464       | 310,943                   | 668,647                 | 37,096               | 30,653                         |
| 1,888,949  | 278,046              | 650,266                          | 95,990                       | 913,814       | 436,230                   | 587,317                 | 40,286               | 34,988                         |
| 2,387,258  | 405,770              | 398,928                          | 130,431                      | 169,676       | 454,402                   | 640,452                 | 48,575               | 45,499                         |
| 1,960,955  | 336,413              | 366,102                          | 103,619                      | 156,069       | 430,681                   | 576,519                 | 45,316               | 40,177                         |
| 2,286,186  | 341,810              | 362,833                          | 102,753                      | 201,881       | 421,743                   | 628,736                 | 42,311               | 42,822                         |
| 2,014,335  | 348,354              | 294,467                          | 88,481                       | 217,861       | 366,625                   | 597,155                 | 38,952               | 32,664                         |
| 2,225,257  | 334,421              | 377,278                          | 98,852                       | 161,688       | 410,271                   | 673,222                 | 47,411               | 43,302                         |
| 2,192,822  | 306,581              | 355,601                          | 96,704                       | 193,491       | 289,928                   | 702,232                 | 48,374               | 37,295                         |
| 2,061,062  | 337,286              | 361,340                          | 102,033                      | 187,369       | 300,020                   | 645,947                 | 47,195               | 50,975                         |
| -6.01<br>(%)                                       | 10.02<br>(%)         | 1.61<br>(%)                      | 5.51<br>(%)                  | -3.16<br>(%)  | 3.48<br>(%)               | -8.02<br>(%)            | -2.44<br>(%)         | 36.68<br>(%)                   |
| 5.17<br>(%)  | 0.05<br>(%)          | -45.95<br>(%)                    | 25.06<br>(%)                 | -78.03<br>(%) | -7.85<br>(%)              | 8.84<br>(%)             | 2.62<br>(%)          | 43.55<br>(%)                   |

表8 資源回收成果統計(續)  
Table 8 Amount of Garbage Recycled (Cont.)

單位：公斤

Unit : Kg.

| 月別<br>Month  | 照明光源<br>Light | 包裝用發泡<br>塑膠<br>Waste<br>Expansible PS<br>Containers | 農藥容器及特<br>殊環境用藥容<br>器<br>Waste Agriculture<br>and Special<br>Environmental<br>Agents<br>Containers | 光碟片<br>Waste disc<br>piece | 行動電話<br>及其充電器<br>Waste mobile<br>phone and<br>Charger | 食用油<br>及其他<br>Edible Oil and<br>Others |
|--|---------------|---|--|----------------------------|---|--|
| 110年 2021  |               |   |  |                            |   |  |
| 07月 July   | 36,891        | 41,222  | 36,313   | 17,379                     | 5,670   | 1,457,568                              |
| 08月 Aug.   | 40,899        | 38,567  | 288,883  | 17,563                     | 6,223   | 1,819,679                              |
| 09月 Sep.   | 39,762        | 38,120  | 252,681  | 18,632                     | 13,889  | 1,571,779                              |
| 10月 Oct.   | 39,808        | 34,649  | 220,485  | 18,393                     | 7,231   | 1,441,680                              |
| 11月 Nov.   | 38,684        | 47,941  | 110,300  | 17,429                     | 6,771   | 1,528,039                              |
| 12月 Dec.   | 45,008        | 31,599  | 30,318   | 19,399                     | 7,387   | 1,752,373                              |
| 111年 2022  |               |   |  |                            |   |  |
| 01月 Jan.   | 56,162        | 38,251  | 24,372   | 22,386                     | 10,573  | 1,776,555                              |
| 02月 Feb.   | 50,145        | 35,888  | 23,001   | 22,114                     | 10,711  | 1,462,937                              |
| 03月 Mar.   | 55,979        | 39,593  | 132,417  | 20,923                     | 7,584   | 1,452,847                              |
| 04月 Apr.   | 47,750        | 27,428  | 39,513   | 19,986                     | 7,019   | 1,884,621                              |
| 05月 May  | 47,709        | 21,453  | 35,353   | 21,341                     | 8,472   | 1,841,554                              |
| 06月 June   | 46,336        | 28,426  | 39,227   | 21,189                     | 7,989   | 1,048,012                              |
| 07月 July   | 50,338        | 26,322  | 41,681   | 19,252                     | 7,086   | 1,021,538                              |
| 本月與上月比較<br>VS. with Last Month<br>(單位) (Unit)                        | 8.64<br>(%)   | -7.40<br>(%)  | 6.26<br>(%)  | -9.14<br>(%)               | -11.30<br>(%)   | -2.53<br>(%)                           |
| 本月與上年同月比較<br>VS. with the Same Period<br>of Last Year<br>(單位) (Unit) | 36.45<br>(%)  | -36.15<br>(%)                                       | 14.78<br>(%)   | 10.78<br>(%)               | 24.96<br>(%)  | -29.91<br>(%)                          |

## 九、稅捐徵收

截至111年8月底止，本縣縣稅之實徵淨額為90億1,279萬元，累計徵收率（累計實徵淨額/累計分配預算數）為111.52%，實徵淨額較上年同期增加1億6,987萬元(或1.92%)。累計實徵淨額以使用牌照稅39億3,121萬元，約占43.62%最多；房屋稅29億7,463萬元，約占33.00%次之；土地增值稅15億6,158萬元，約占17.33%再次之。

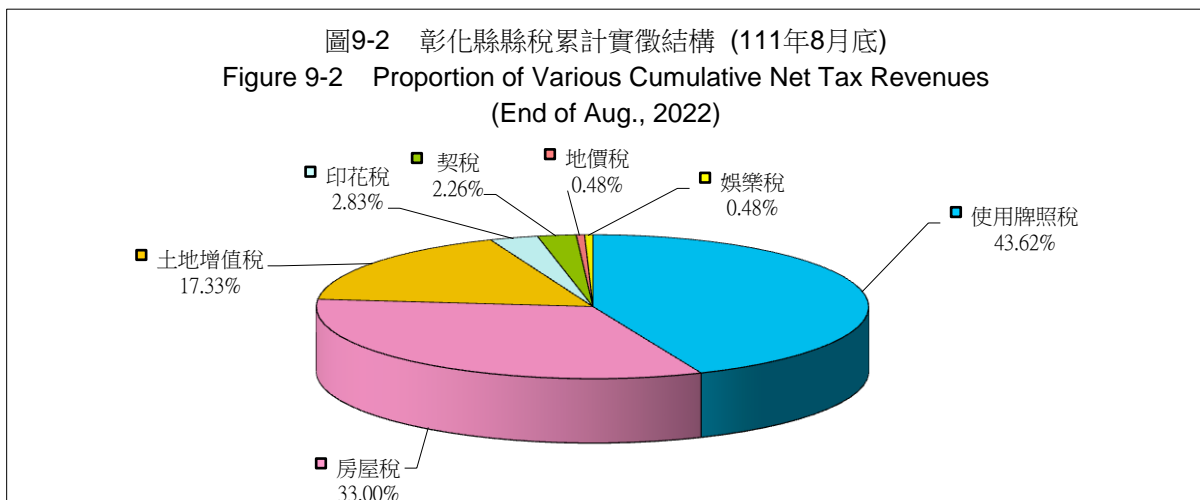
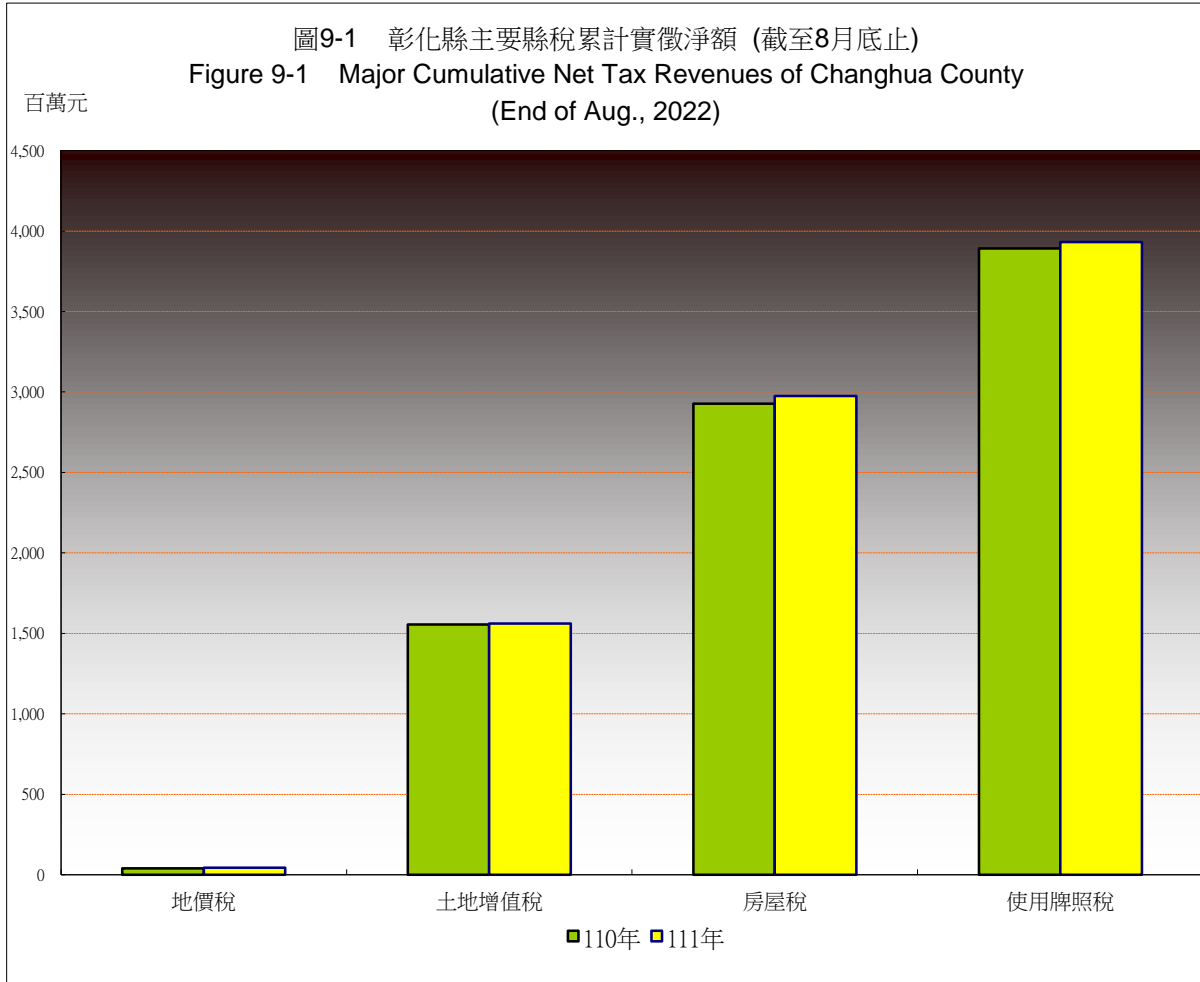


表9 稅捐徵收－縣稅

單位：千元

| 月別<br>Month   | 合計<br>Total                                     |  |   | 地價稅<br>Land Value Tax                           |  |   |
|---|---|--|---|---|--|---|
|   | 累計實徵<br>淨額<br>Cumulative<br>Net Tax<br>Revenues | 累計分配<br>預算數<br>Cumulative<br>Budget<br>Allotment | 累計徵收率<br>(%)<br>Rate of<br>Cumulative<br>Taxes Levied | 累計實徵<br>淨額<br>Cumulative<br>Net Tax<br>Revenues | 累計分配<br>預算數<br>Cumulative<br>Budget<br>Allotment | 累計徵收率<br>(%)<br>Rate of<br>Cumulative<br>Taxes Levied |
| 110年 2021   |   |  |   |   |  |   |
| 08月 Aug.  | 8,842,924                                       | 8,164,250  | 108.31  | 40,014  | 18,000   | 222.30  |
| 09月 Sep.  | 9,062,583                                       | 8,430,840  | 107.49  | 42,433  | 19,000   | 223.33  |
| 10月 Oct.  | 9,427,305                                       | 8,735,695  | 107.92  | 75,970  | 39,000   | 194.80  |
| 11月 Nov.  | 11,177,035                                      | 10,187,630                                       | 109.71  | 1,547,810                                       | 1,169,000  | 132.40  |
| 12月 Dec.  | 12,176,920                                      | 11,382,870                                       | 106.98  | 2,222,693                                       | 2,070,000  | 107.38  |
| 111年 2022   |   |  |   |   |  |   |
| 01月 Jan.  | 354,837   | 221,821  | 159.97  | 11,699  | 5,000  | 233.99  |
| 02月 Feb.  | 634,153   | 433,178  | 146.40  | 15,699  | 8,000  | 196.24  |
| 03月 Mar.  | 1,259,843                                       | 881,975  | 142.84  | 22,421  | 13,000   | 172.47  |
| 04月 Apr.  | 3,800,622                                       | 3,329,632  | 114.15  | 25,992  | 15,000   | 173.28  |
| 05月 May   | 7,084,991                                       | 6,182,770  | 114.59  | 29,678  | 17,000   | 174.57  |
| 06月 June  | 8,400,068                                       | 7,570,885  | 110.95  | 36,881  | 19,000   | 194.11  |
| 07月 July  | 8,758,845                                       | 7,856,232  | 111.49  | 40,460  | 21,000   | 192.67  |
| 08月 Aug.  | 9,012,790                                       | 8,081,935  | 111.52  | 43,688  | 22,000   | 198.58  |
| 本月與上年同月比較<br>VS. with the Same Period<br>of Last Year | 1.92  | -1.01  | 3.20  | 9.18  | 22.22  | -23.72  |
| (單位) (Unit)   | (%)   | (%)  | (百分點)   | (%)   | (%)  | (百分點)   |

資料來源：本縣地方稅務局。

Table 9 Taxes Levied of Changhua County

Unit : N.T.\$1,000

| 田賦<br>Agriculture Tax             |                                   |  | 土地增值稅<br>Land Value Increment Tax |                                   |  | 房屋稅<br>House Tax                  |                                   |  |
|-----------------------------------|-----------------------------------|--|-----------------------------------|-----------------------------------|--|-----------------------------------|-----------------------------------|--|
| 累計實徵<br>淨額                        | 累計分配<br>預算數                       | 累計徵收<br>率<br>(%)                         | 累計實徵<br>淨額                        | 累計分配<br>預算數                       | 累計徵收<br>率<br>(%)                         | 累計實徵<br>淨額                        | 累計分配<br>預算數                       | 累計徵收<br>率<br>(%)                         |
| Cumulative<br>Net Tax<br>Revenues | Cumulative<br>Budget<br>Allotment | Rate of<br>Cumulative<br>Taxes<br>Levied | Cumulative<br>Net Tax<br>Revenues | Cumulative<br>Budget<br>Allotment | Rate of<br>Cumulative<br>Taxes<br>Levied | Cumulative<br>Net Tax<br>Revenues | Cumulative<br>Budget<br>Allotment | Rate of<br>Cumulative<br>Taxes<br>Levied |
| -                                 | -                                 | -  | 1,554,545                         | 1,290,000                         | 120.51                                   | 2,928,035                         | 2,738,419                         | 106.92                                   |
| -                                 | -                                 | -  | 1,681,045                         | 1,470,000                         | 114.36                                   | 2,938,536                         | 2,743,419                         | 107.11                                   |
| -                                 | -                                 | -  | 1,930,131                         | 1,650,000                         | 116.98                                   | 2,946,088                         | 2,747,419                         | 107.23                                   |
| -                                 | -                                 | -  | 2,101,688                         | 1,850,000                         | 113.60                                   | 2,958,587                         | 2,753,419                         | 107.45                                   |
| -                                 | -                                 | -  | 2,343,103                         | 2,050,000                         | 114.30                                   | 2,971,140                         | 2,757,419                         | 107.75                                   |
| -                                 | -                                 | -  | 209,517                           | 150,000                           | 139.68                                   | 4,117                             | 1,600                             | 257.29                                   |
| -                                 | -                                 | -  | 415,599                           | 300,000                           | 138.53                                   | 8,389                             | 4,000                             | 209.73                                   |
| -                                 | -                                 | -  | 685,935                           | 450,000                           | 152.43                                   | 23,246                            | 6,400                             | 363.22                                   |
| -                                 | -                                 | -  | 839,155                           | 600,000                           | 139.86                                   | 103,703                           | 66,400                            | 156.18                                   |
| -                                 | -                                 | -  | 1,081,037                         | 750,000                           | 144.14                                   | 2,038,085                         | 1,745,419                         | 116.77                                   |
| -                                 | -                                 | -  | 1,256,435                         | 920,000                           | 136.57                                   | 2,853,673                         | 2,705,419                         | 105.48                                   |
| -                                 | -                                 | -  | 1,392,153                         | 1,090,000                         | 127.72                                   | 2,954,693                         | 2,731,419                         | 108.17                                   |
| -                                 | -                                 | -  | 1,561,583                         | 1,260,000                         | 123.94                                   | 2,974,625                         | 2,738,419                         | 108.63                                   |
| --                                | --                                | --                                       | 0.45                              | -2.33                             | 3.43                                     | 1.59                              | -                                 | 1.70                                     |
| (%)                               | (%)                               | (百分點)                                    | (%)                               | (%)                               | (百分點)                                    | (%)                               | (%)                               | (百分點)                                    |

Source : Local Tax Bureau of Changhua County.

表9 稅捐徵收－縣稅（續）

單位：千元

| 月別  | 使用牌照稅                             |                                   |                                       | 契稅                                |                                   |                                       |
|---|-----------------------------------|-----------------------------------|---------------------------------------|-----------------------------------|-----------------------------------|---------------------------------------|
|   | License Tax                       |                                   |                                       | Deeds Tax                         |                                   |                                       |
| Month   | 累計實徵<br>淨額                        | 累計分配<br>預算數                       | 累計徵收率<br>(%)                          | 累計實徵<br>淨額                        | 累計分配<br>預算數                       | 累計徵收率<br>(%)                          |
|   | Cumulative<br>Net Tax<br>Revenues | Cumulative<br>Budget<br>Allotment | Rate of<br>Cumulative<br>Taxes Levied | Cumulative<br>Net Tax<br>Revenues | Cumulative<br>Budget<br>Allotment | Rate of<br>Cumulative<br>Taxes Levied |
| 110年 2021   |                                   |                                   |                                       |                                   |                                   |                                       |
| 08月 Aug.  | 3,892,544                         | 3,770,305                         | 103.24                                | 180,675                           | 128,077                           | 141.07                                |
| 09月 Sep.  | 3,907,042                         | 3,787,245                         | 103.16                                | 201,874                           | 137,527                           | 146.79                                |
| 10月 Oct.  | 3,939,377                         | 3,816,890                         | 103.21                                | 225,218                           | 158,955                           | 141.69                                |
| 11月 Nov.  | 3,964,065                         | 3,839,990                         | 103.23                                | 251,682                           | 181,903                           | 138.36                                |
| 12月 Dec.  | 3,976,396                         | 3,850,000                         | 103.28                                | 286,663                           | 205,451                           | 139.53                                |
| 111年 2022   |                                   |                                   |                                       |                                   |                                   |                                       |
| 01月 Jan.  | 48,680                            | 38,550                            | 126.28                                | 25,656                            | 16,171                            | 158.66                                |
| 02月 Feb.  | 80,115                            | 75,558                            | 106.03                                | 41,395                            | 25,920                            | 159.70                                |
| 03月 Mar.  | 329,391                           | 337,698                           | 97.54                                 | 77,176                            | 38,064                            | 202.75                                |
| 04月 Apr.  | 2,589,206                         | 2,535,048                         | 102.14                                | 99,712                            | 59,152                            | 168.57                                |
| 05月 May   | 3,616,330                         | 3,510,363                         | 103.02                                | 125,806                           | 80,219                            | 156.83                                |
| 06月 June  | 3,879,338                         | 3,728,171                         | 104.05                                | 147,024                           | 101,307                           | 145.13                                |
| 07月 July  | 3,912,913                         | 3,759,397                         | 104.08                                | 182,869                           | 122,374                           | 149.43                                |
| 08月 Aug.  | 3,931,207                         | 3,775,202                         | 104.13                                | 203,370                           | 132,124                           | 153.92                                |
| 本月與上年同月比較<br>VS. with the Same Period<br>of Last Year | 0.99                              | 0.13                              | 0.89                                  | 12.56                             | 3.16                              | 12.86                                 |
| (單位) (Unit)   | (%)                               | (%)                               | (百分點)                                 | (%)                               | (%)                               | (百分點)                                 |

Table 9 Taxes Levied of Changhua County (Cont.)

Unit : N.T.\$1,000

| 印花稅                               |                                   |                                       | 娛樂稅                               |                                   |                                       |
|-----------------------------------|-----------------------------------|---------------------------------------|-----------------------------------|-----------------------------------|---------------------------------------|
| Stamp Tax                         |                                   |                                       | Amusement Tax                     |                                   |                                       |
| 累計實徵<br>淨額                        | 累計分配<br>預算數                       | 累計徵收率<br>(%)                          | 累計實徵<br>淨額                        | 累計分配<br>預算數                       | 累計徵收率<br>(%)                          |
| Cumulative<br>Net Tax<br>Revenues | Cumulative<br>Budget<br>Allotment | Rate of<br>Cumulative<br>Taxes Levied | Cumulative<br>Net Tax<br>Revenues | Cumulative<br>Budget<br>Allotment | Rate of<br>Cumulative<br>Taxes Levied |
| 216,679                           | 186,449                           | 116.21                                | 30,432                            | 33,000                            | 92.22                                 |
| 260,123                           | 236,149                           | 110.15                                | 31,530                            | 37,500                            | 84.08                                 |
| 277,527                           | 281,431                           | 98.61                                 | 32,992                            | 42,000                            | 78.55                                 |
| 316,940                           | 347,318                           | 91.25                                 | 36,263                            | 46,000                            | 78.83                                 |
| 336,150                           | 400,000                           | 84.04                                 | 40,775                            | 50,000                            | 81.55                                 |
| 49,627                            | 6,500                             | 763.49                                | 5,540                             | 4,000                             | 138.50                                |
| 61,932                            | 11,700                            | 529.33                                | 11,023                            | 8,000                             | 137.79                                |
| 104,227                           | 24,813                            | 420.05                                | 17,446                            | 12,000                            | 145.39                                |
| 120,072                           | 38,032                            | 315.71                                | 22,783                            | 16,000                            | 142.39                                |
| 165,673                           | 59,769                            | 277.19                                | 28,381                            | 20,000                            | 141.91                                |
| 193,850                           | 72,988                            | 265.59                                | 32,867                            | 24,000                            | 136.94                                |
| 237,199                           | 103,542                           | 229.09                                | 38,559                            | 28,500                            | 135.30                                |
| 254,652                           | 121,190                           | 210.13                                | 43,665                            | 33,000                            | 132.32                                |
| 17.52                             | -35.00                            | 93.91                                 | 43.48                             | -                                 | 40.10                                 |
| (%)                               | (%)                               | (百分點)                                 | (%)                               | (%)                               | (百分點)                                 |







